



Public Opinion Survey: Residents of Donetsk and Luhansk Oblasts

August 27 - October 2, 2020



Methodology

- The survey was conducted by [Info Sapiens](#) on behalf of the International Republican Institute's [Center for Insights in Survey Research](#).
- The survey of the two oblast-level samples was conducted throughout government-controlled areas of Donetsk and Luhansk oblasts from August 27 to September 14 through telephone interviews to residents' mobile and landline phones. The survey of fifteen city-level samples was conducted from August 28 to October 2 through telephone interviews to residents' mobile and landline phones, with the exception of Stanytsa Luhanska, Popasna, Svatove and Toretsk, which were done using the CAPI (Computer-assisted personal interviews) method. Apart from these cities, the survey was conducted by telephone interview on the basis of random digit dialing of landline phones, stratified by area code, and list-based simple random sampling of mobile phone numbers. The sampling frame for mobile numbers consisted of a database of potential respondents previously recruited from face-to-face surveys conducted on the basis of a multi-stage proportionate stratified sample with a quota at the last stage.
- The oblast-level sample consists of n=1,666 permanent residents, aged at least 16 years old, with no less than 800 each in Donetsk and Luhansk oblasts. The city level sample consists of 3,098 permanent residents, aged at least 16 years old, with no less than 200 permanent residents of each of 15 cities: Mariupol, Sloviansk, Kramatorsk, Druzhkivka, Kostiantynivka, Bakhmut, Pokrovsk, Toretsk in Donetsk oblast and Sievierodonetsk, Lysychansk, Rubizhne, Stanytsia Luhanska, Starobilsk, Popasna, Svatove in Luhansk oblast. Both samples are representative of the population by age and gender, while the oblast level samples are also representative of the population by settlement size.
- The survey data obtained was weighted by gender and age using data by the State Statistics Service of Ukraine as of January 1, 2019.
- The margin of error does not exceed ± 3.3 percent for each oblast and ± 6.9 percent for each city.
- The response rate averaged 5 percent for the oblast-level sample and 7 percent for the city-level sample. While this response rate is lower than IRI's standard requirements, additional data vetting did not reveal any particular bias associated with the low response rate.
- Charts and graphs may not add up to 100 percent due to rounding.
- The survey was funded by [Chemonics International](#).

Frequently Cited Disaggregates

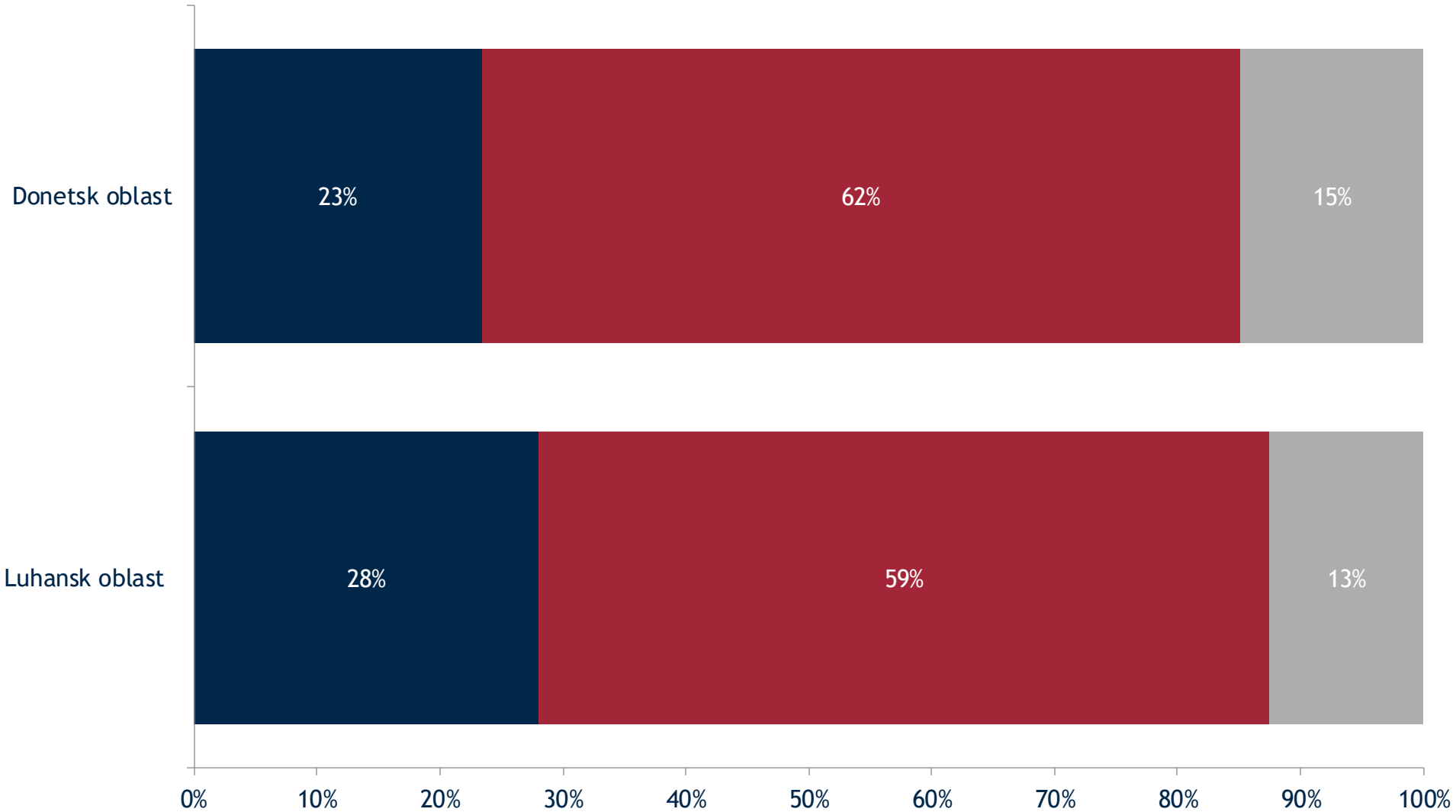
Disaggregate	Disaggregation Category	Base
Oblast	Donetsk	n=866
	Luhansk	n=800
City	Mariupol	n=205
	Sloviansk	n=202
	Kramatorsk	n=209
	Druzhkivka	n=221
	Konstantynivka	n=205
	Bakhmut	n=206
	Pokrovsk (Myrnohrad)	n=203
	Toretsk	n=191
	Sievierodonetsk	n=205
	Lysychansk	n=200
	Rubizhne	n=200
	Stanytsia Luhansk	n=211
	Starobilsk	n=214
	Popasna	n=214
Svatove	n=212	



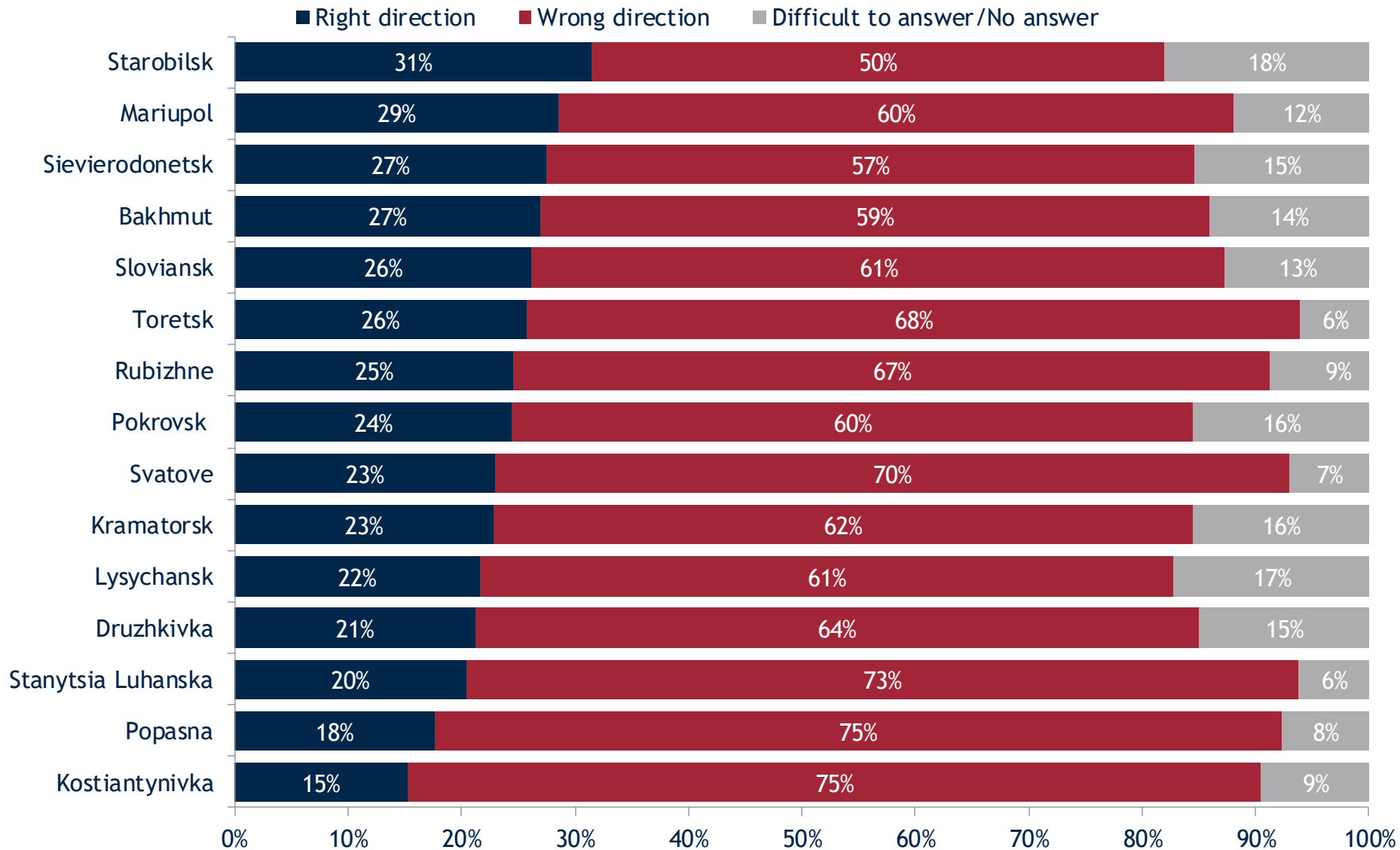
Moods and Attitudes

Generally speaking, do you think that things in Ukraine are going in the right direction or wrong direction?

■ Right direction ■ Wrong direction ■ Difficult to answer/No answer

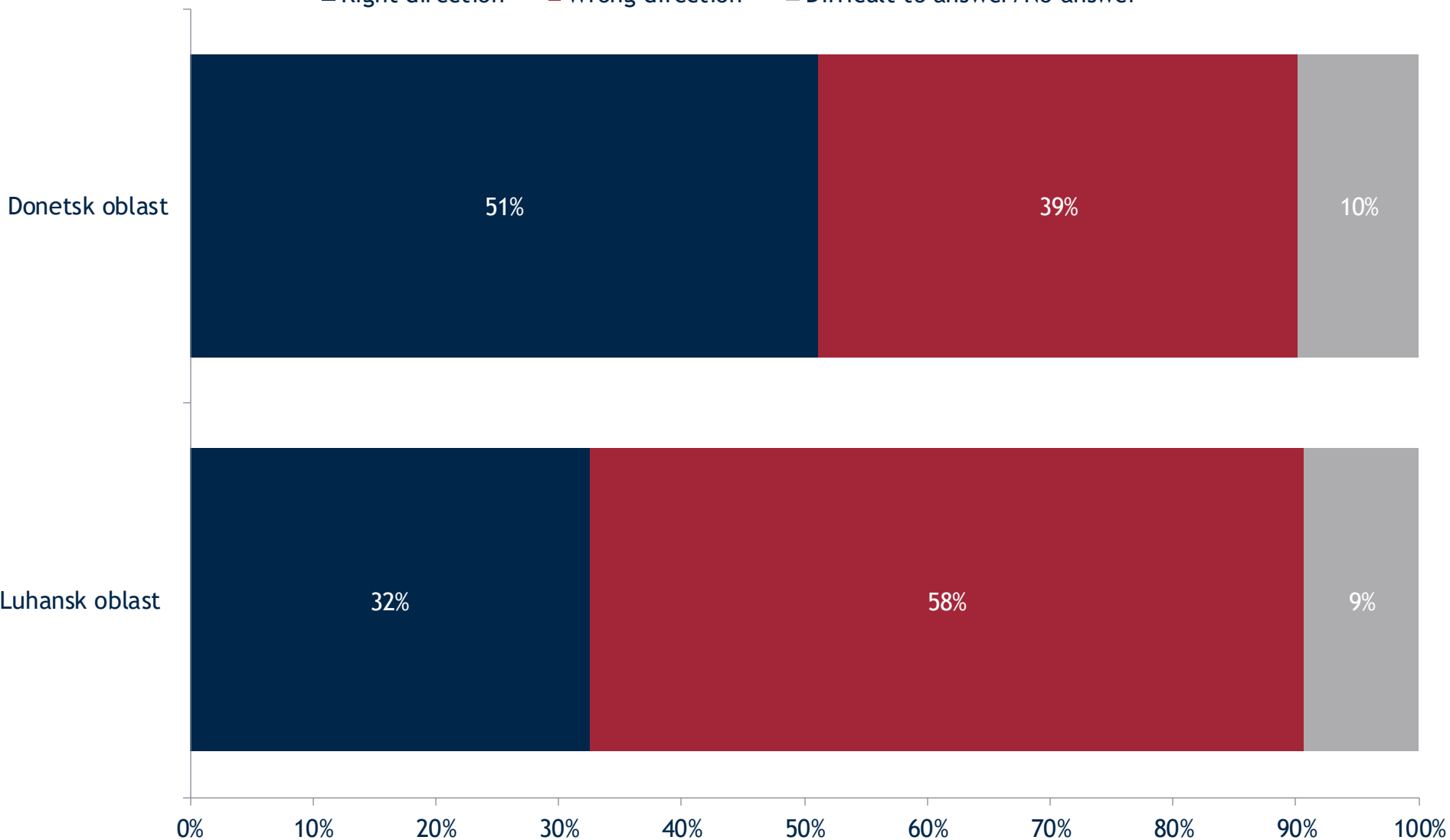


Generally speaking, do you think that things in Ukraine are going in the right direction or wrong direction?

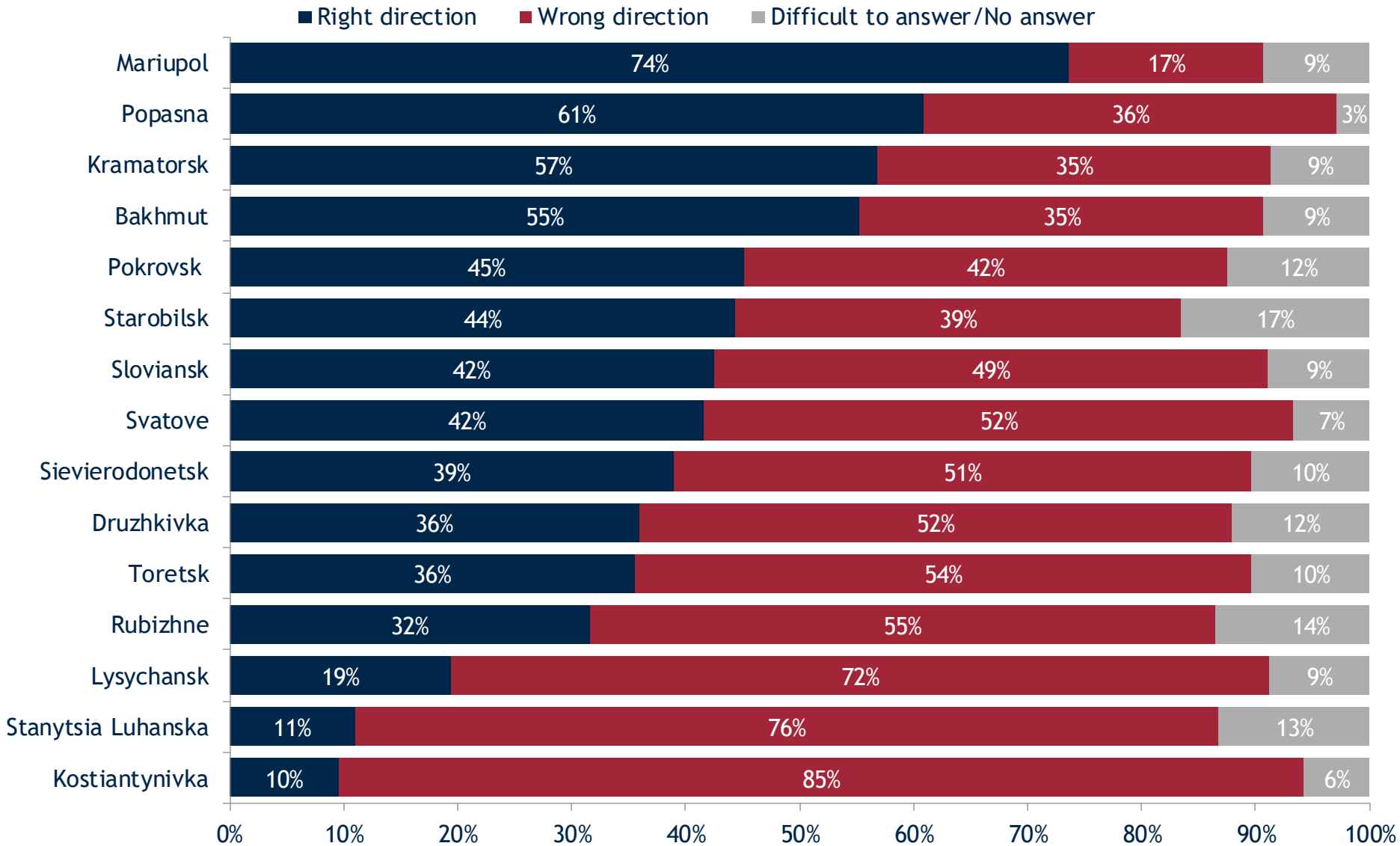


Generally speaking, do you think that things in your rayon are going in the right direction or wrong direction?

■ Right direction ■ Wrong direction ■ Difficult to answer/No answer



Generally speaking, do you think that things in your rayon are going in the right direction or wrong direction?

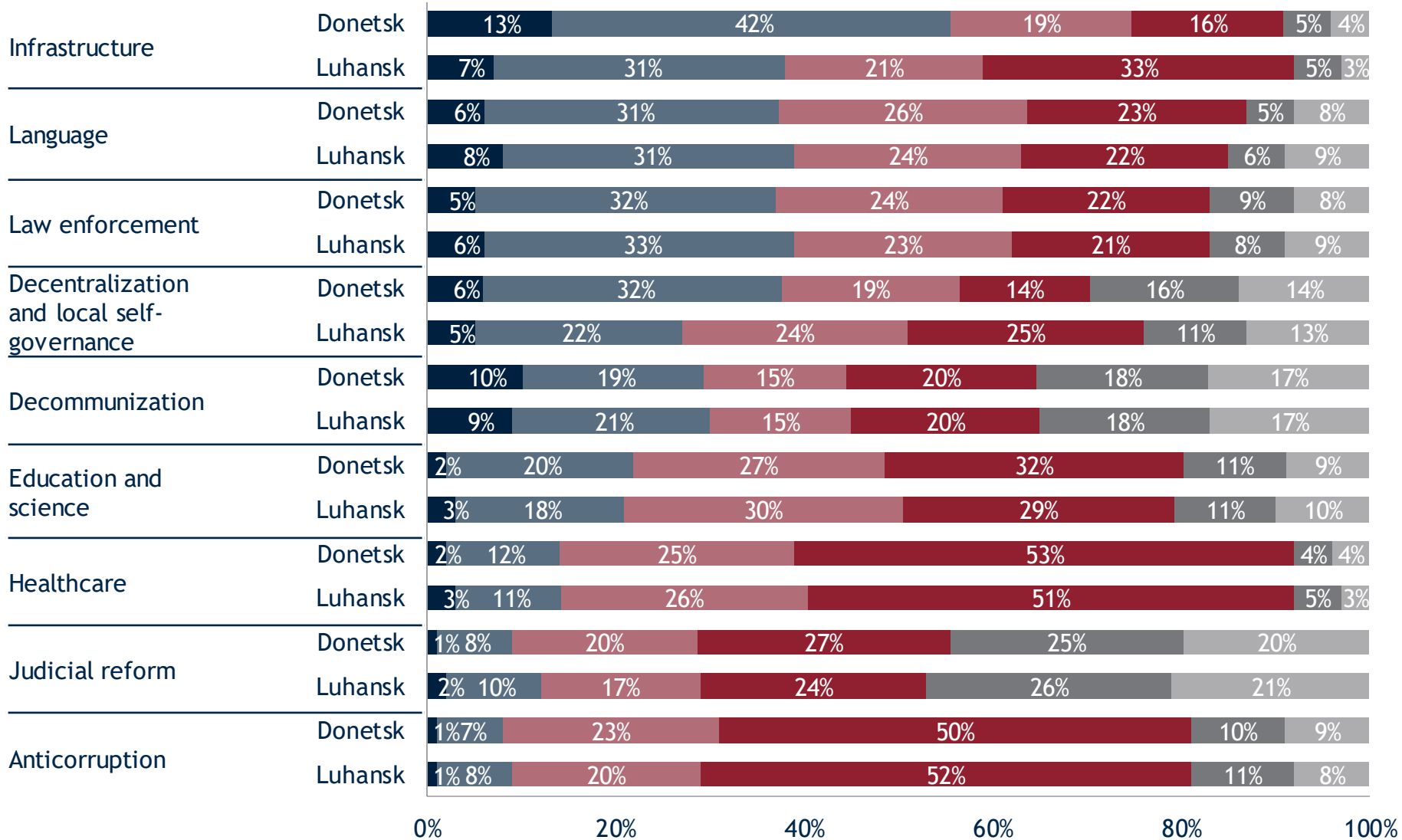




Confidence in, and Understanding of, Key National Reforms

In your opinion, to what extent have the following reforms been successful since 2014?

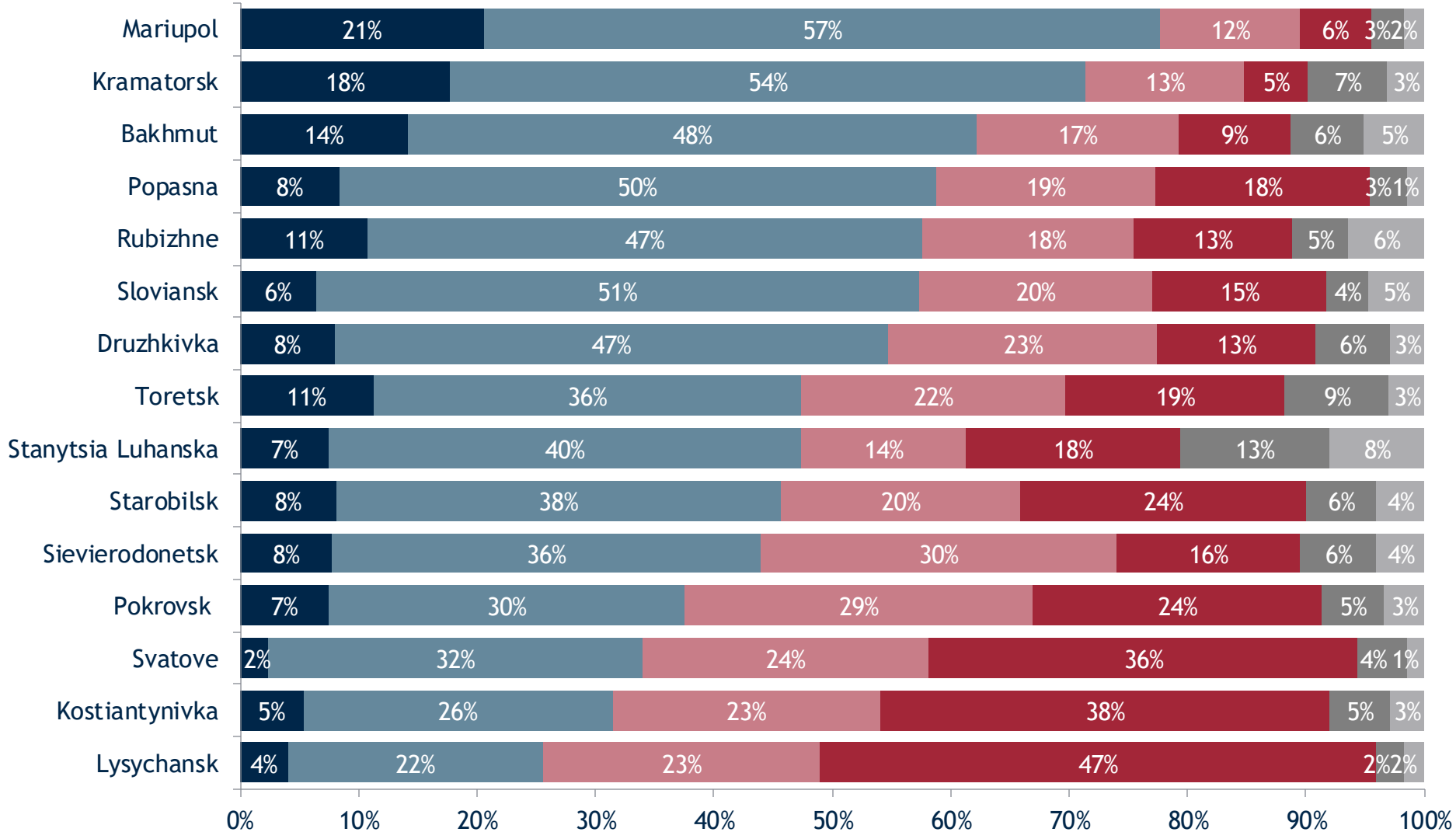
- Very successful
- Somewhat successful
- Somewhat unsuccessful
- Not successful at all
- I am not aware of this reform
- Difficult to answer/No answer



In your opinion, to what extent have the following reforms been successful since 2014?

Infrastructure, such as roads, etc.

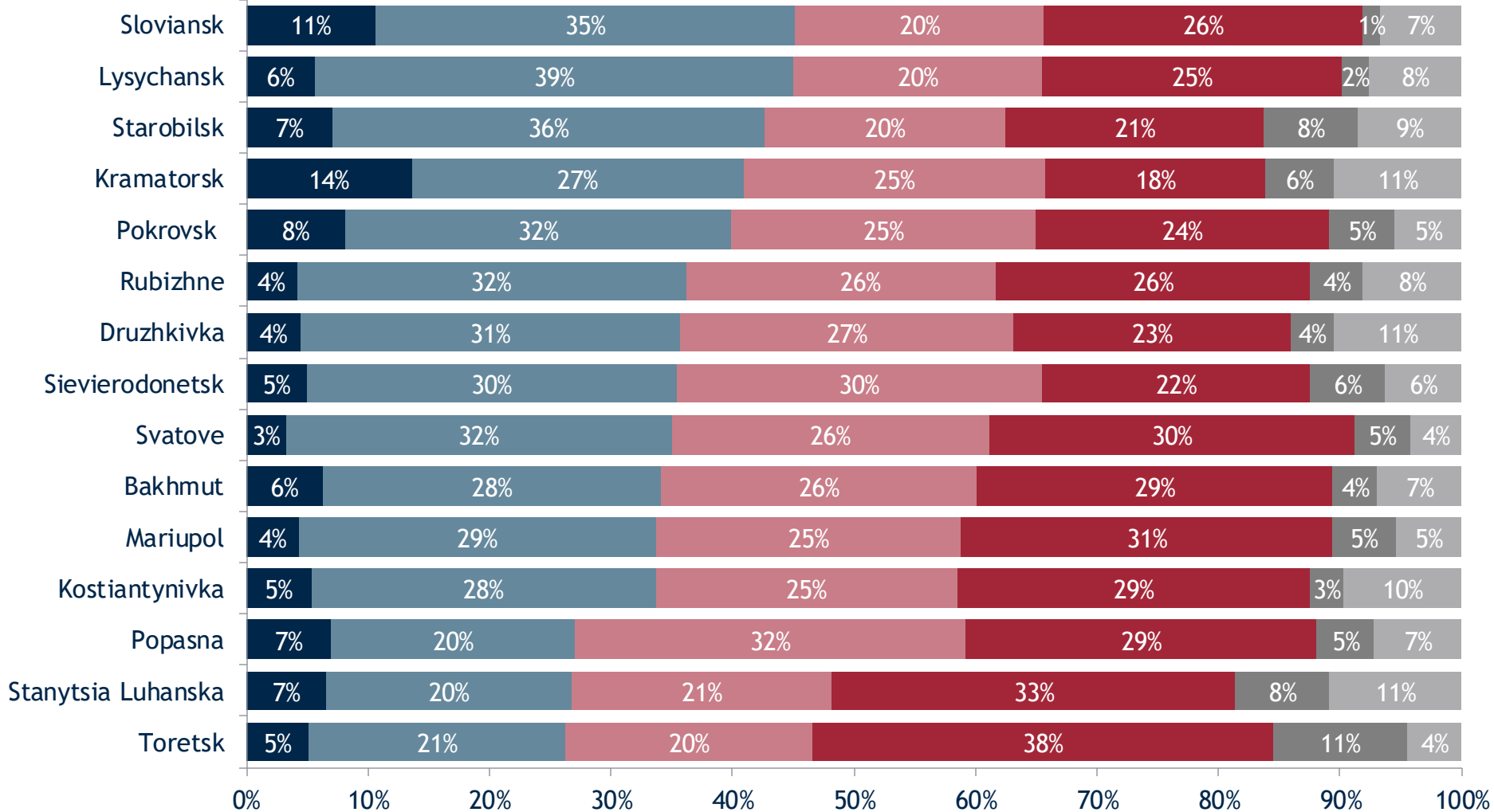
■ Very successful
 ■ Somewhat successful
 ■ Somewhat unsuccessful
■ Not successful at all
 ■ I am not aware of this reform
 ■ Difficult to answer/No answer



In your opinion, to what extent have the following reforms been successful since 2014?

Language (official language in institutions and public sphere, including in educational and medical facilities)

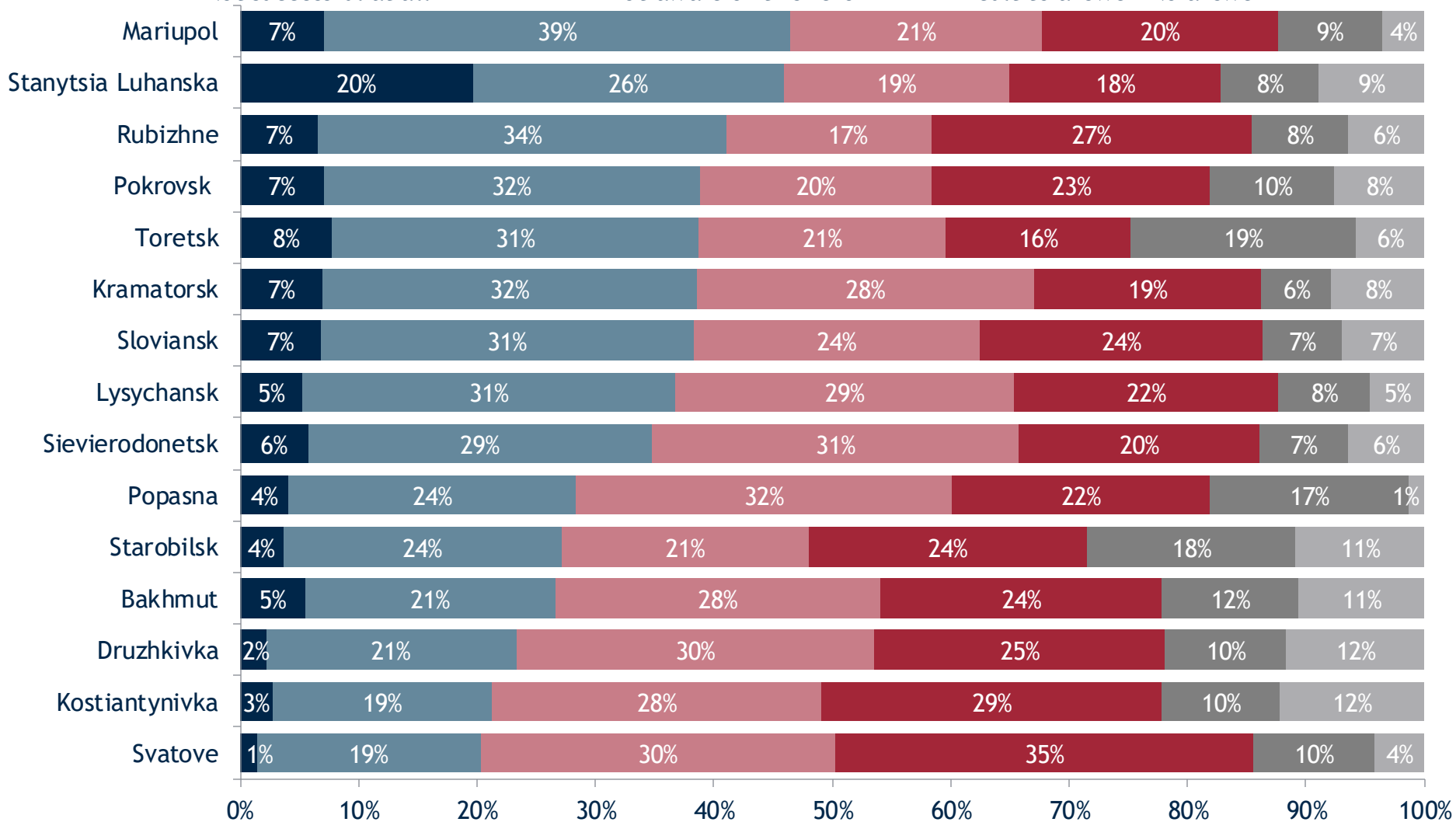
■ Very successful
 ■ Somewhat successful
 ■ Somewhat unsuccessful
■ Not successful at all
 ■ I am not aware of this reform
 ■ Difficult to answer/No answer



In your opinion, to what extent have the following reforms been successful since 2014?

Law enforcement such as reform of the patrol police

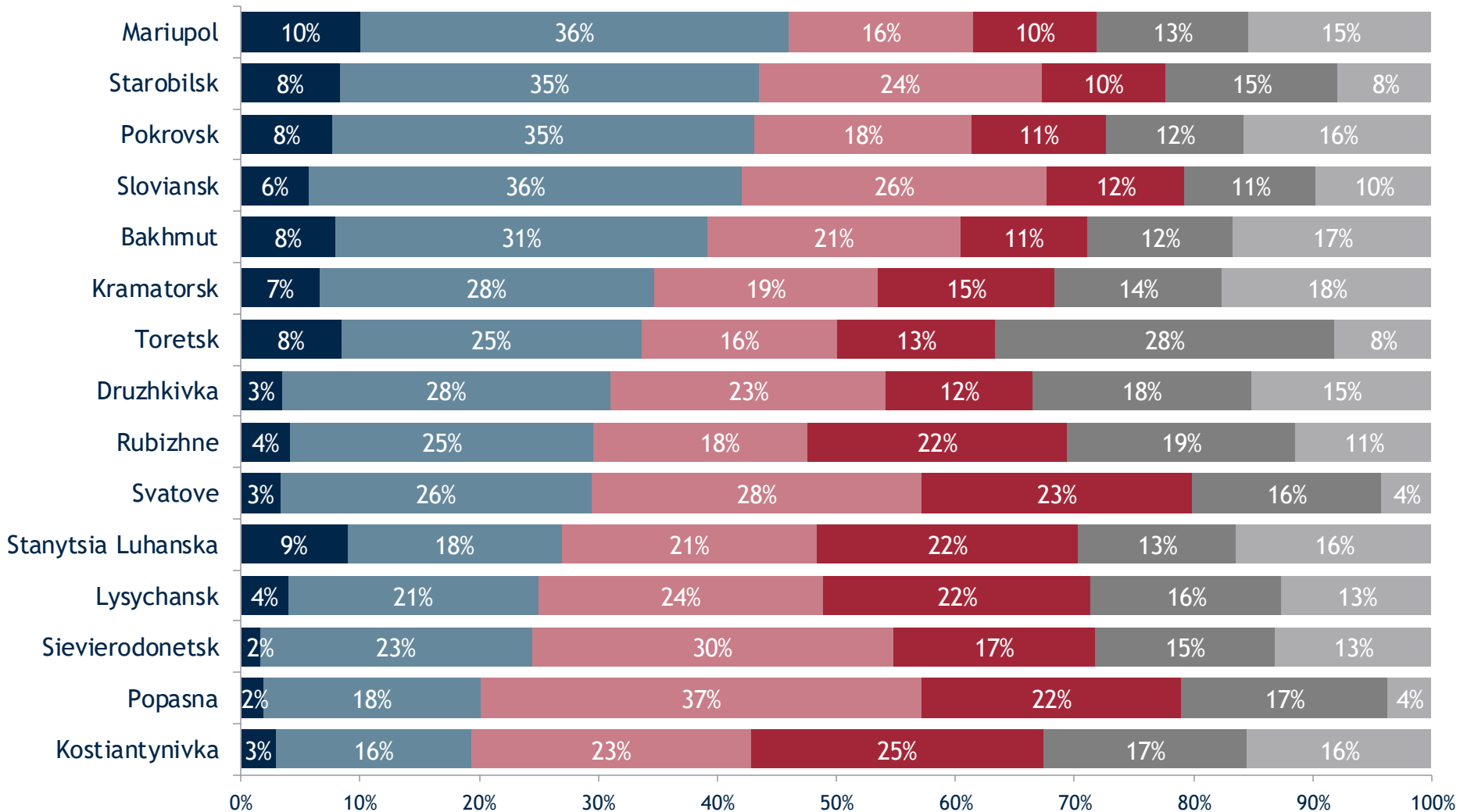
■ Very successful
 ■ Somewhat successful
 ■ Somewhat unsuccessful
■ Not successful at all
 ■ I'm not aware of this reform
 ■ Difficult to answer/No answer



In your opinion, to what extent have the following reforms been successful since 2014?

Decentralization and local self-governance, including amalgamation of communities

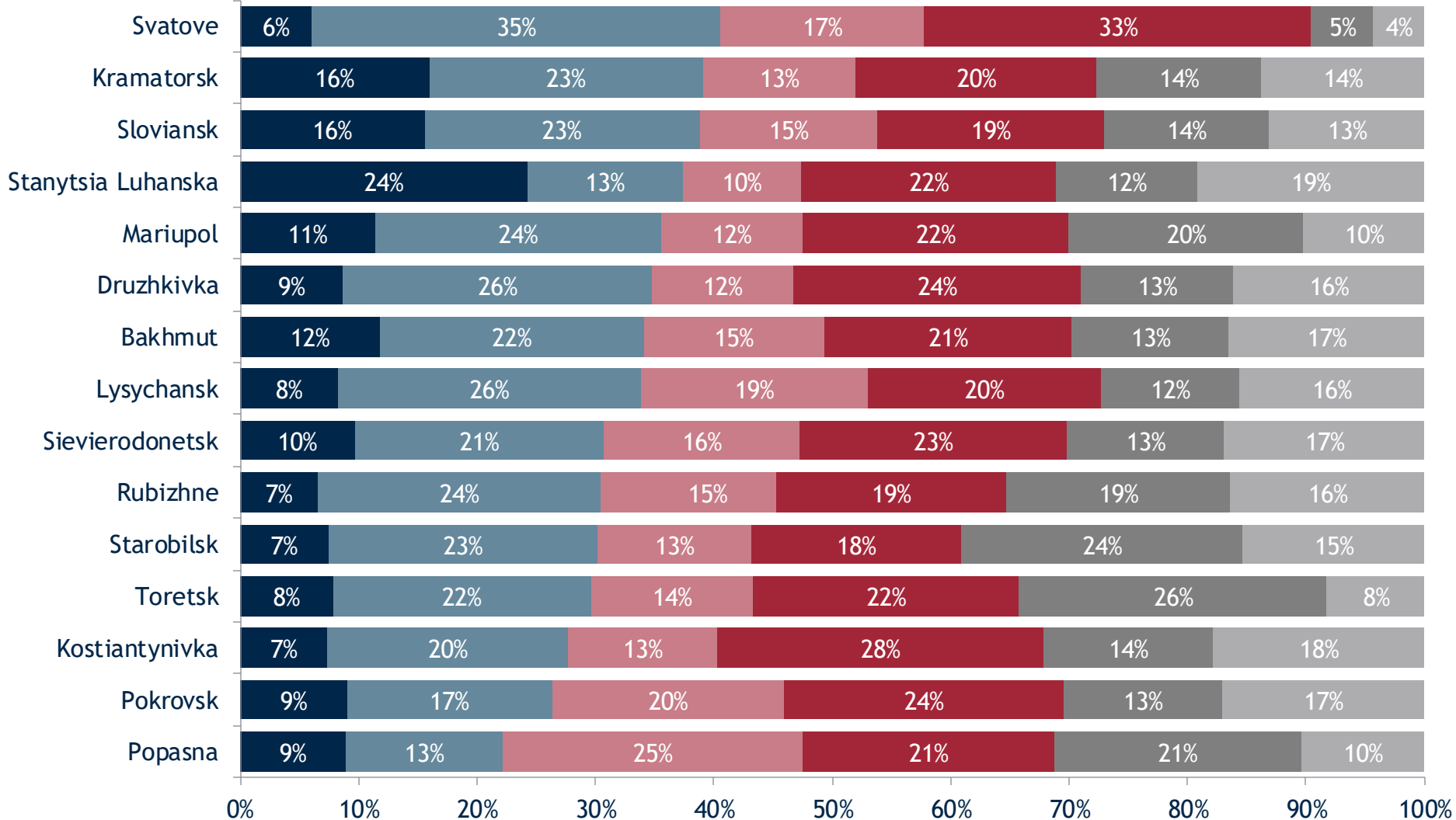
■ Very successful
 ■ Somewhat successful
 ■ Somewhat unsuccessful
 ■ Not successful at all
 ■ I am not aware of this reform
 ■ Difficult to answer/No answer



In your opinion, to what extent have the following reforms been successful since 2014?

Decommunization

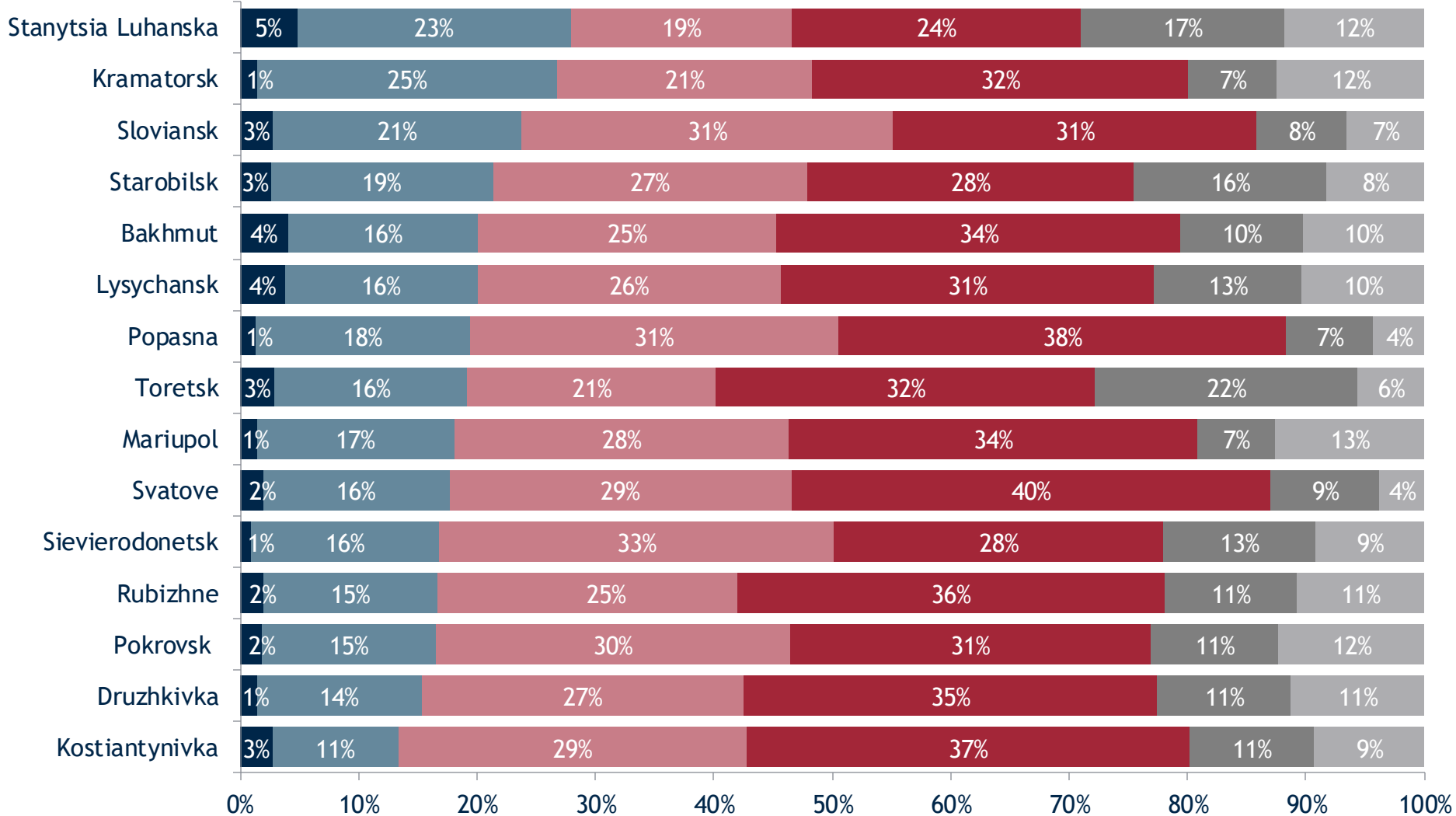
■ Very successful
 ■ Somewhat successful
 ■ Somewhat unsuccessful
■ Not successful at all
 ■ I am not aware of this reform
 ■ Difficult to answer/No answer



In your opinion, to what extent have the following reforms been successful since 2014?

Education and science

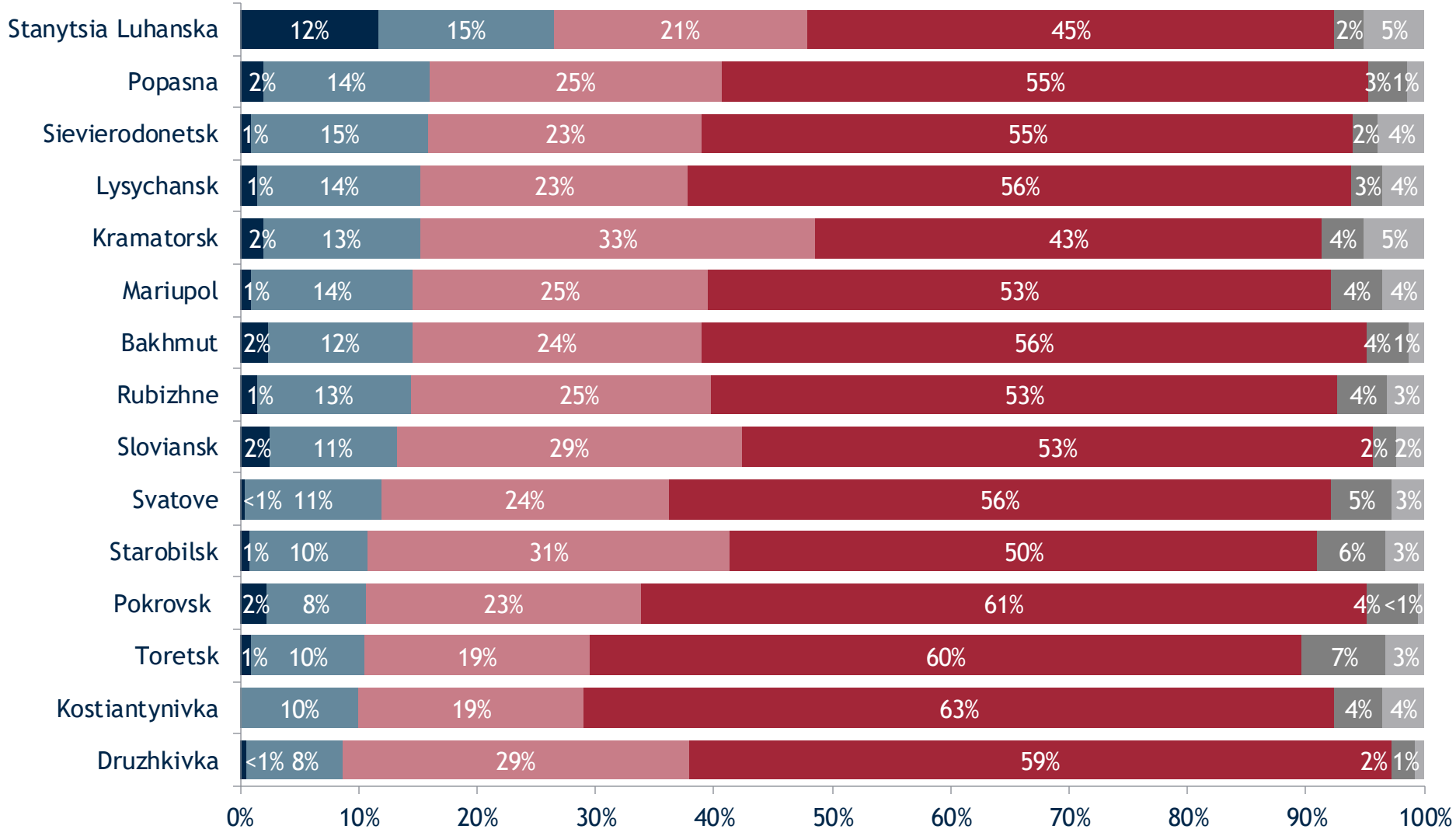
- Very successful
- Somewhat successful
- Somewhat unsuccessful
- Not successful at all
- I am not aware of this reform
- Difficult to answer/No answer



In your opinion, to what extent have the following reforms been successful since 2014?

Healthcare

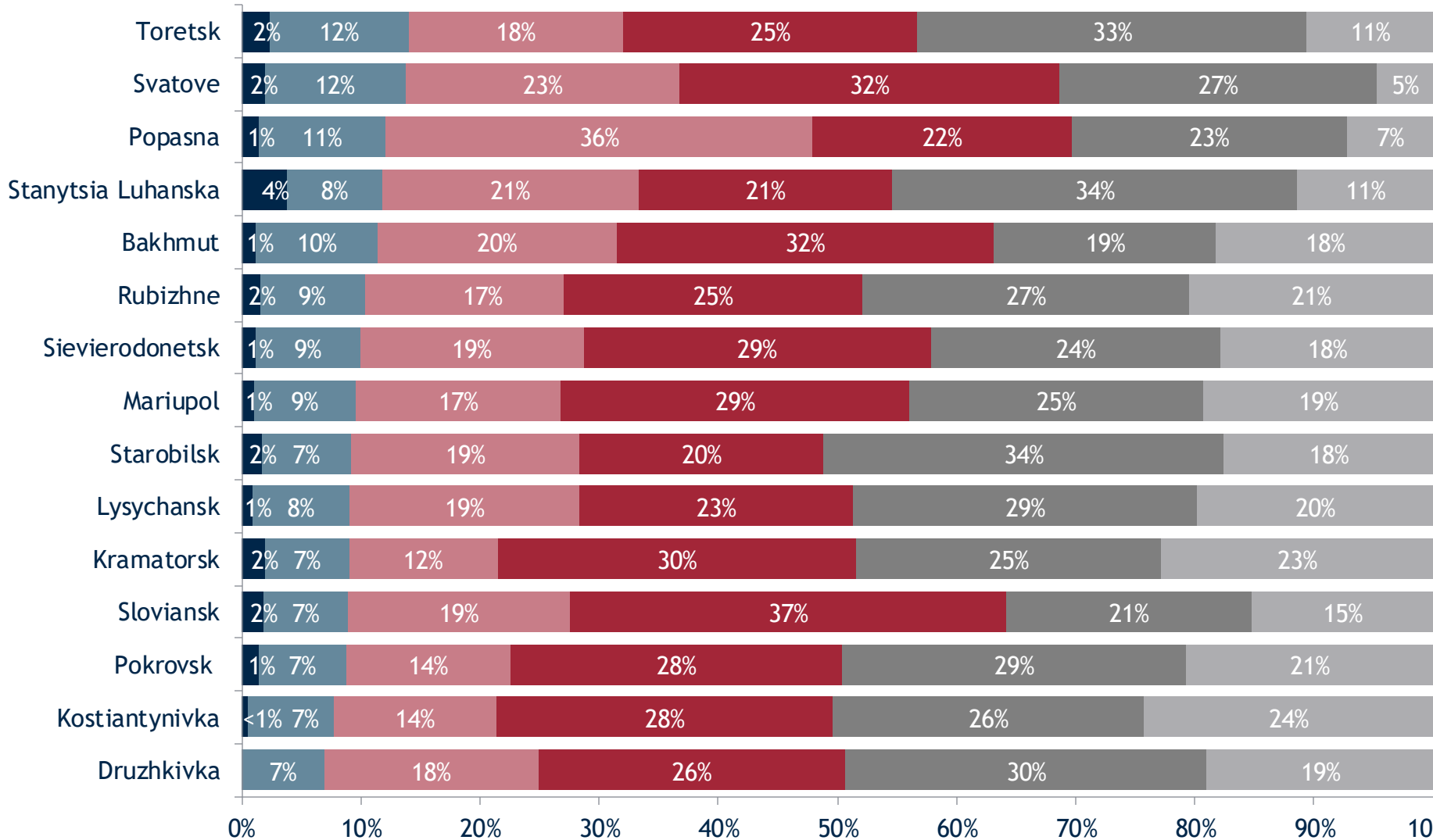
- Very successful
- Somewhat successful
- Somewhat unsuccessful
- Not successful at all
- I am not aware of this reform
- Difficult to answer/No answer



In your opinion, to what extent have the following reforms been successful since 2014?

Judicial reform

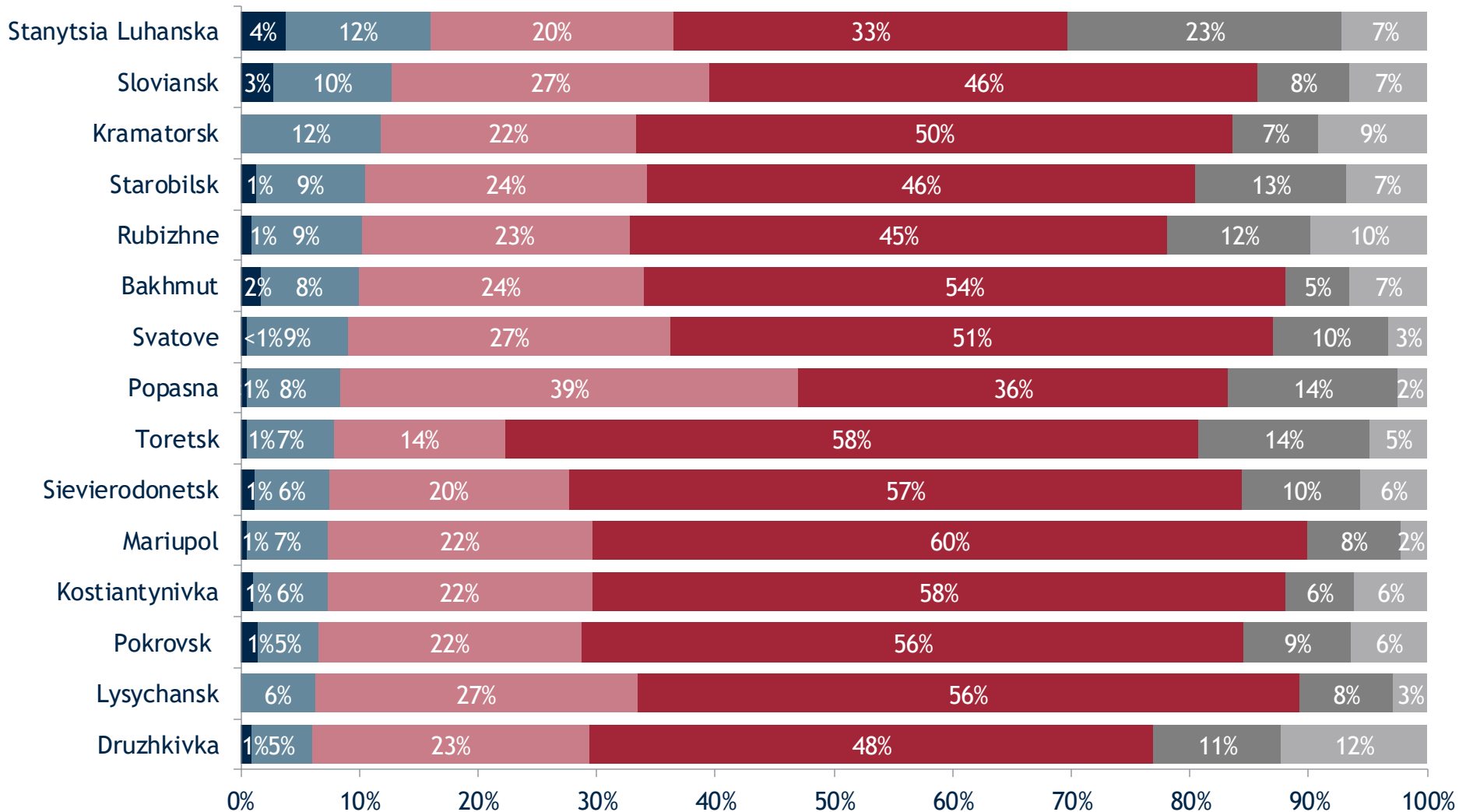
- Very successful
- Somewhat successful
- Somewhat unsuccessful
- Not successful at all
- I am not aware of this reform
- Difficult to answer/No answer



In your opinion, to what extent have the following reforms been successful since 2014?

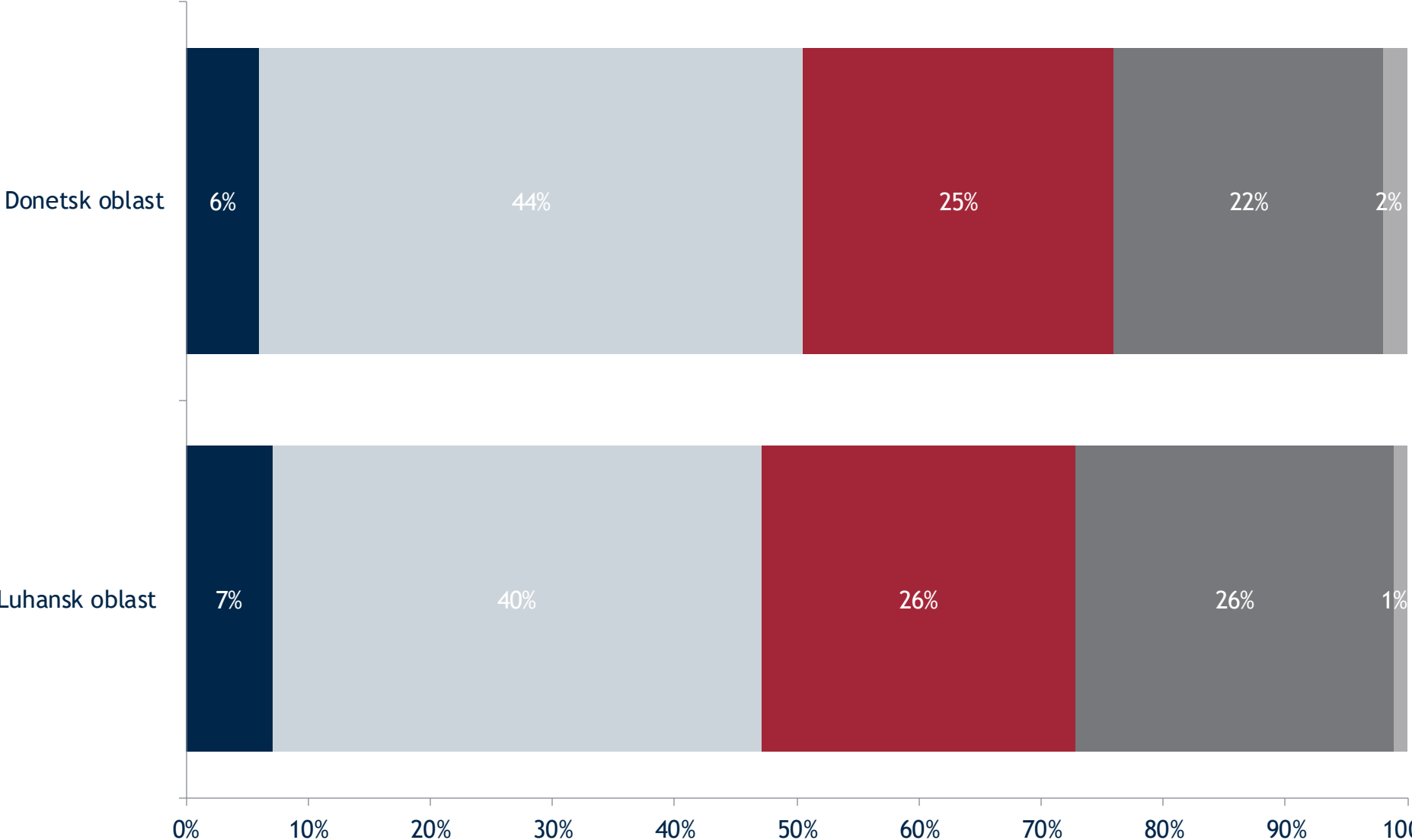
Anticorruption

■ Very successful
 ■ Somewhat successful
 ■ Somewhat unsuccessful
■ Not successful at all
 ■ I am not aware of this reform
 ■ Difficult to answer/No answer

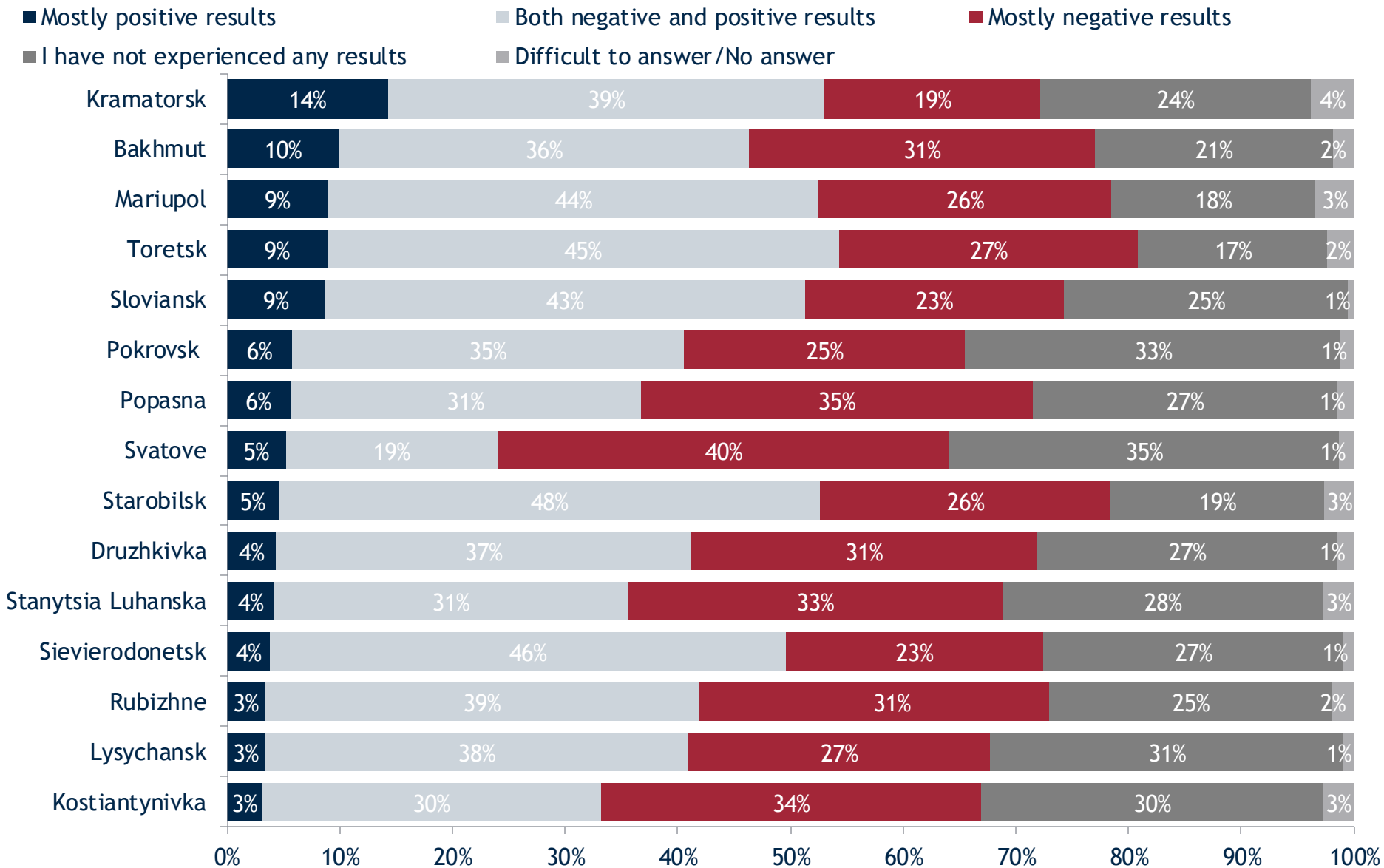


Have you experienced any results of these reforms?

- Mostly positive results
- I have not experienced any results
- Both negative and positive results
- Difficult to answer/No answer
- Mostly negative results of reforms



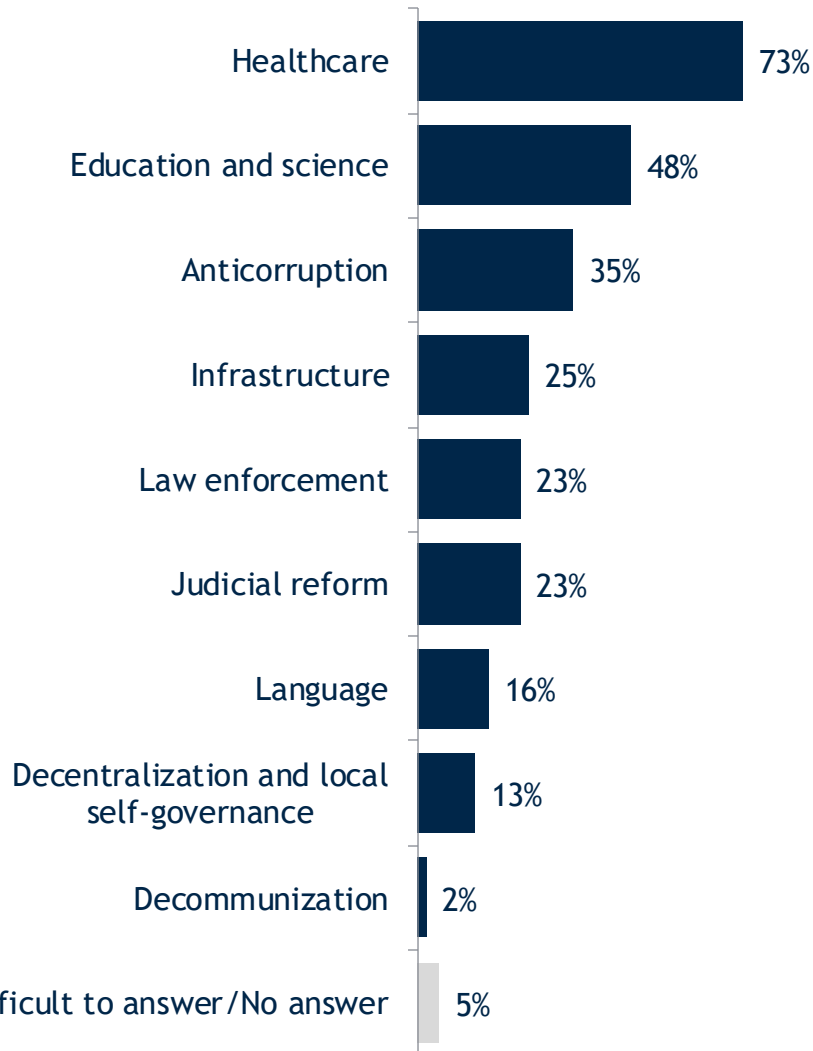
Have you experienced any results of these reforms?



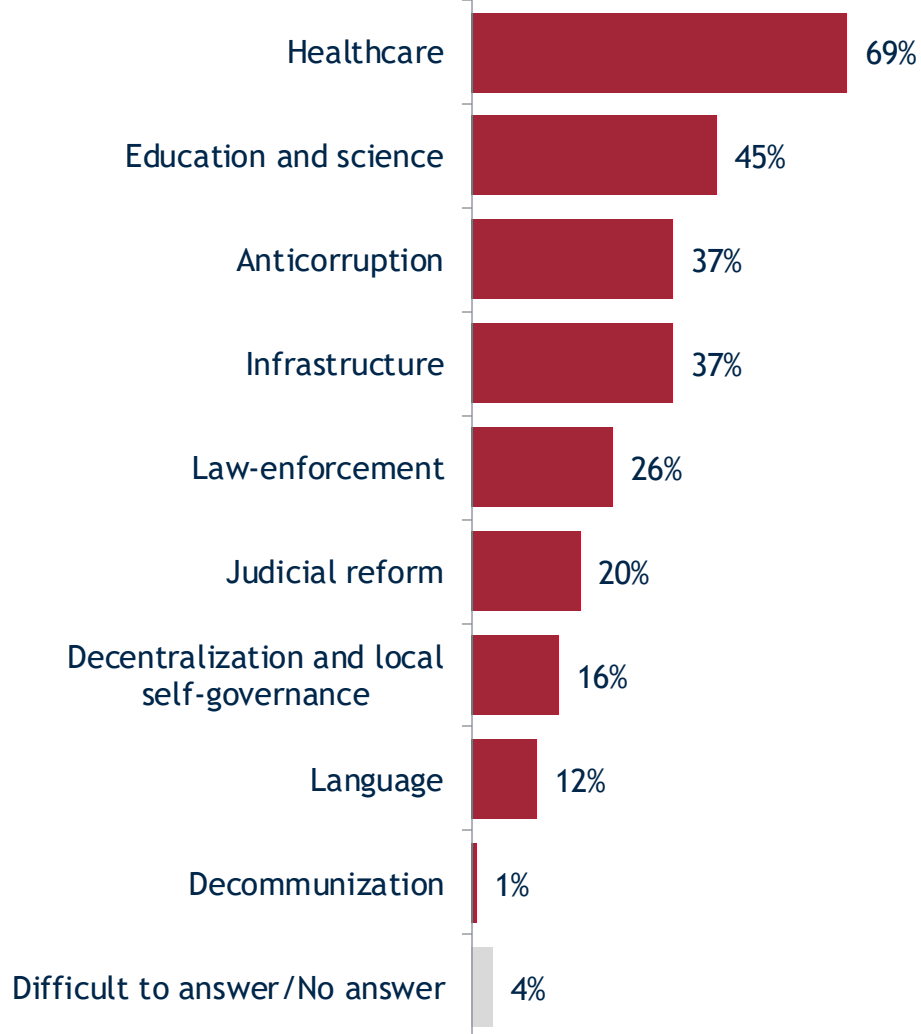
In your opinion, reforms in which three of the following areas should be priorities for the national government of Ukraine?

Up to three responses accepted

Donetsk



Luhansk



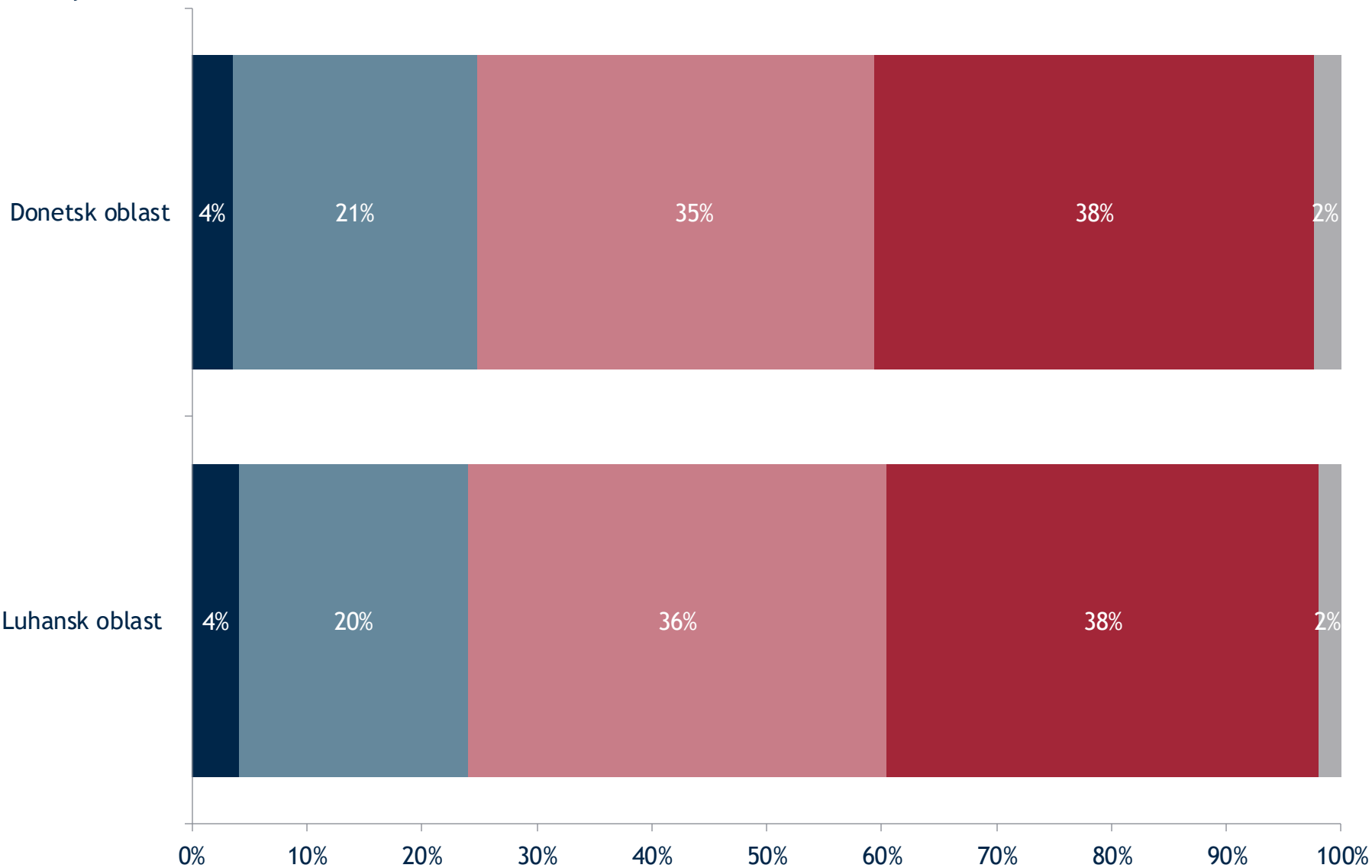
In your opinion, reforms in which three of the following areas should be priorities for the national government of Ukraine?

Up to three responses accepted

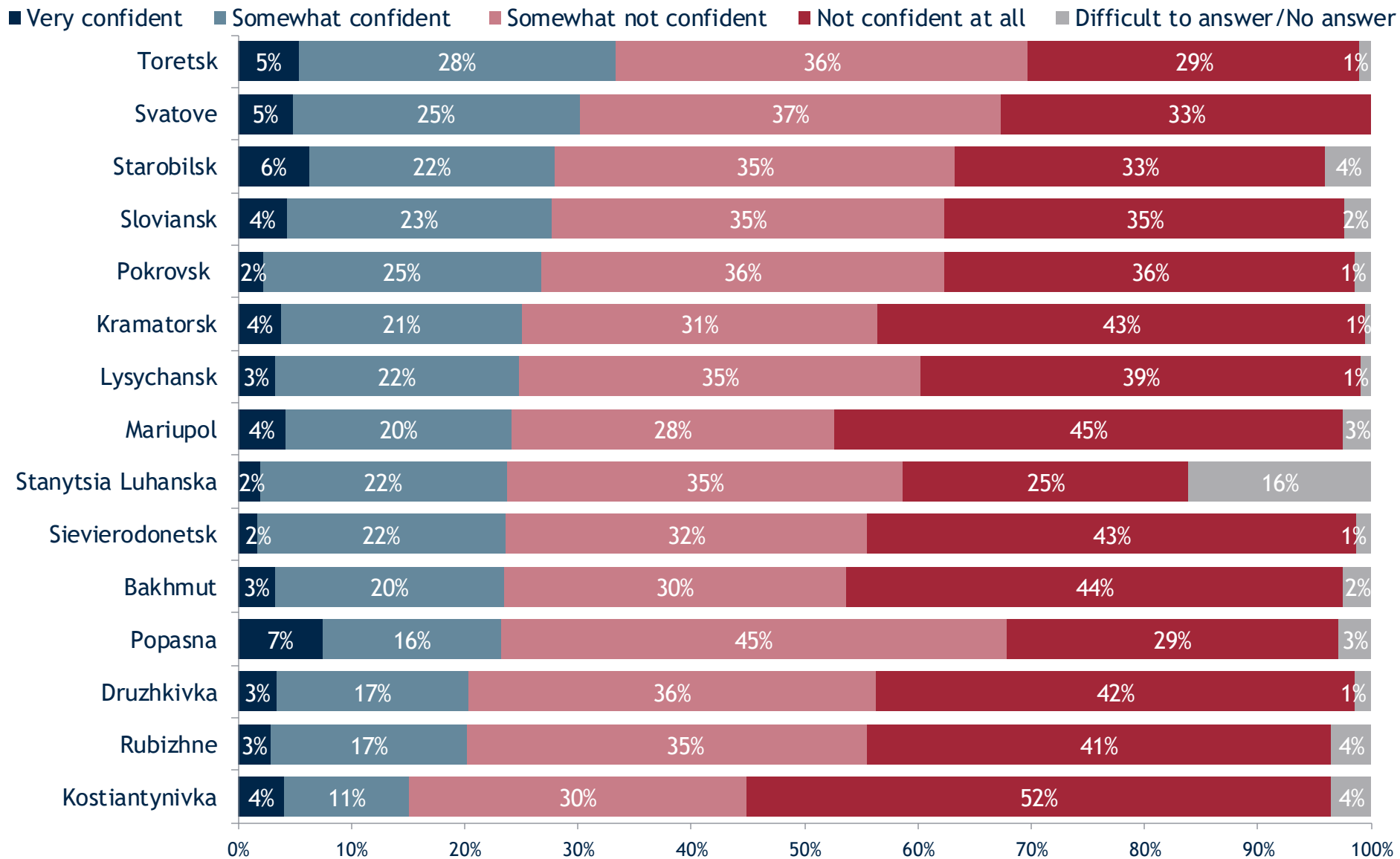
	Kramatorsk	Mariupol	Sievierodonetsk	Sloviansk	Lysychansk	Rubizhne	Druzhkivka	Kostiantynivka	Bakhmut	Pokrovsk	Toretsk	Starobilsk	Stanytsia Luhanska	Popasna	Svatove
Decentralization and local self-governance, including amalgamation of communities	17%	12%	18%	12%	11%	19%	8%	12%	10%	10%	11%	18%	9%	6%	12%
Judicial Reform	23%	24%	31%	28%	20%	20%	24%	17%	24%	25%	24%	23%	20%	12%	24%
Law-enforcement such as reform of the patrol police	25%	20%	30%	26%	24%	26%	25%	24%	31%	28%	22%	22%	6%	23%	21%
Anticorruption	43%	45%	35%	42%	41%	38%	40%	38%	42%	43%	49%	37%	42%	43%	45%
Education and science	41%	54%	48%	49%	48%	44%	49%	49%	41%	46%	40%	40%	27%	52%	54%
Language (official language in institutions and public sphere, incl. in educational and medical facilities)	15%	18%	11%	14%	14%	16%	15%	10%	18%	17%	23%	16%	12%	8%	1%
Healthcare	69%	76%	71%	74%	79%	69%	74%	75%	71%	74%	78%	63%	74%	80%	79%
Infrastructure, such as roads, etc.	25%	22%	25%	23%	38%	22%	29%	26%	18%	24%	18%	36%	30%	18%	15%
Decommunization	1%	1%	3%	3%	2%	1%	4%	1%	2%	4%	8%	1%	1%	2%	3%
Difficult to answer/No answer	4%	2%	4%	3%	1%	8%	2%	6%	5%	3%	0%	4%	10%	2%	4%

How confident are you in the national government's ability to enact the priority reforms you have just named?

■ Very confident ■ Somewhat confident ■ Somewhat not confident ■ Not confident at all ■ Difficult to answer/No answer

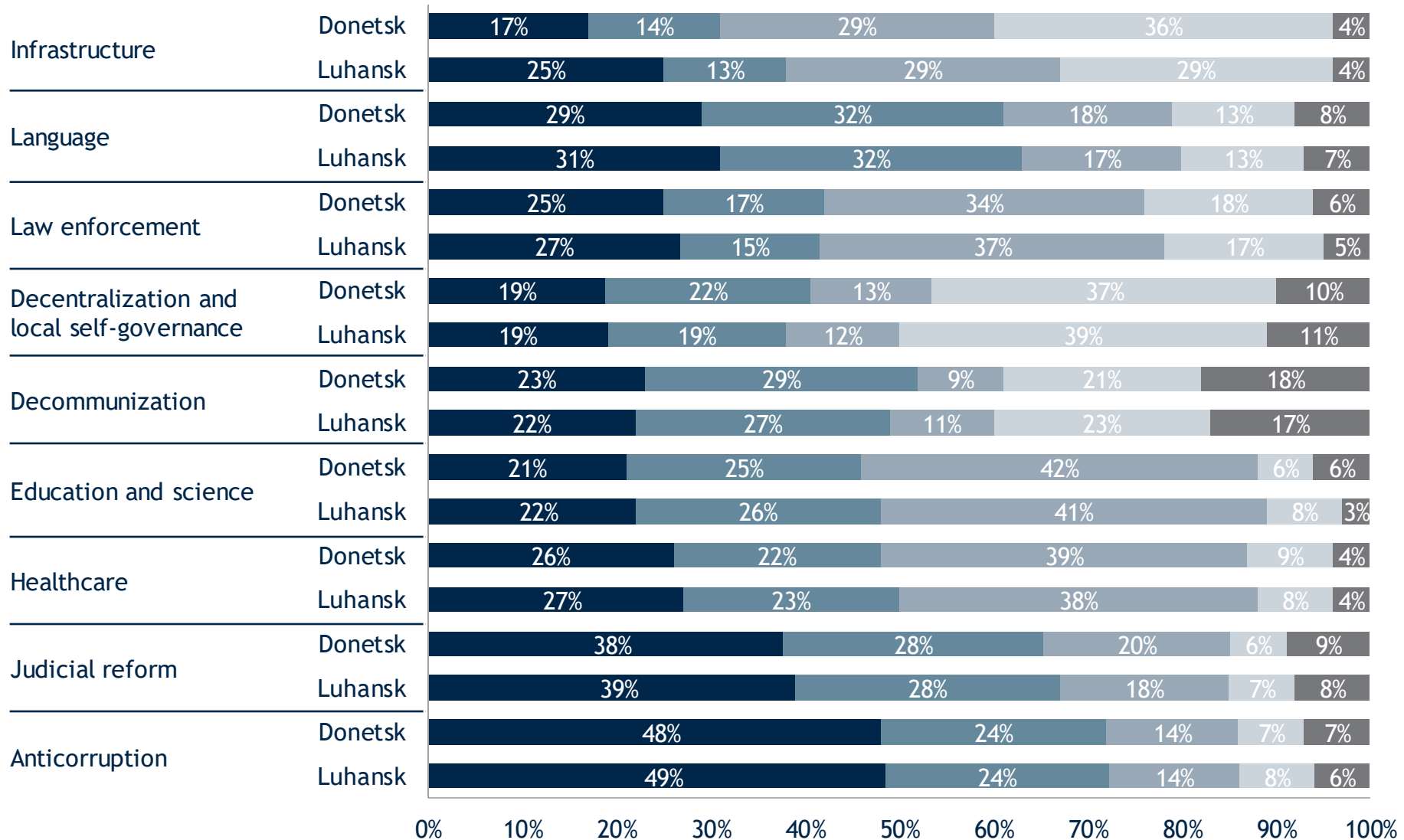


How confident are you in the national government's ability to enact the priority reforms you have just named?



In your opinion, who is primarily responsible for implementing each of the following reforms?

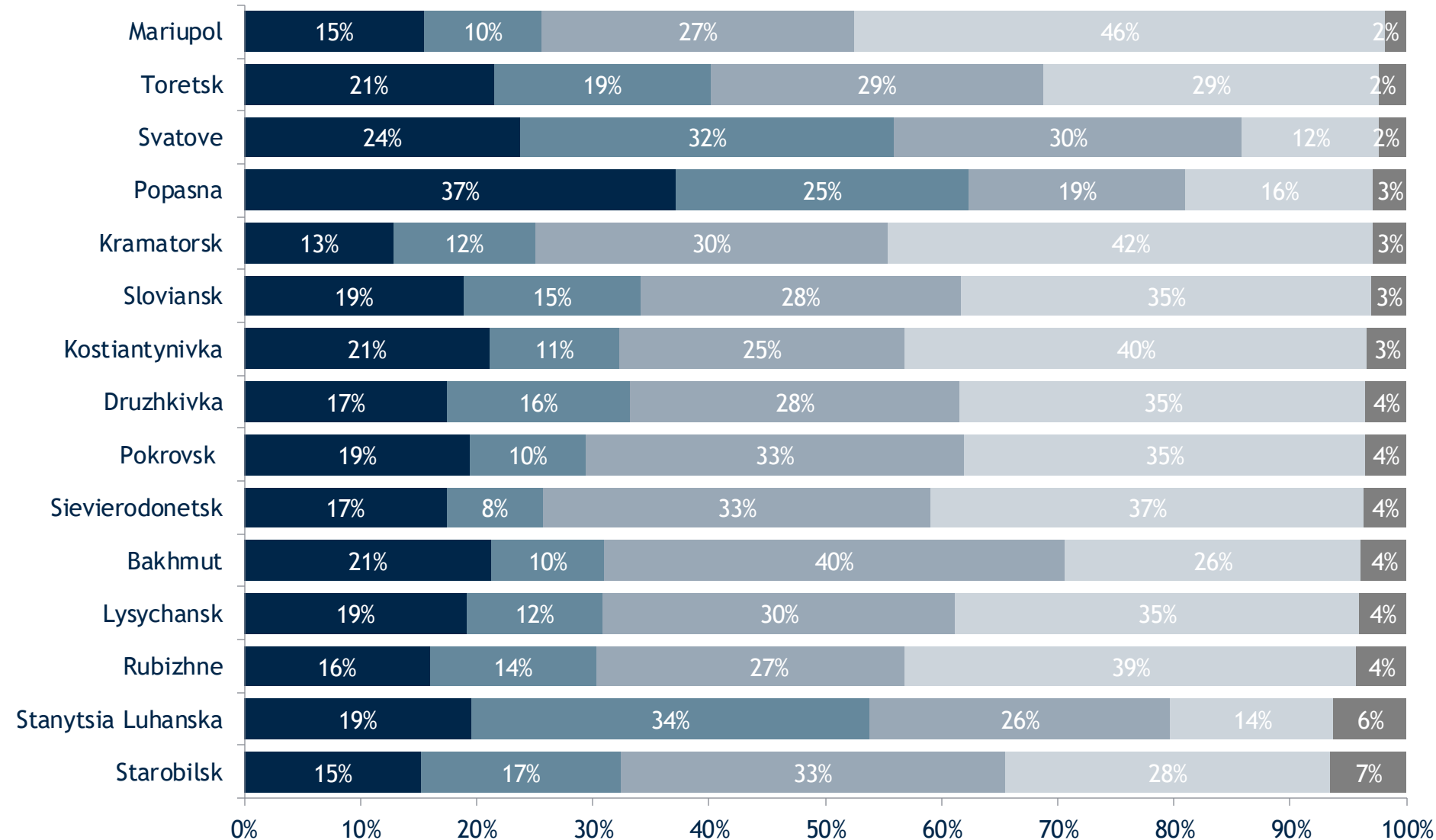
■ President
 ■ Parliament
 ■ Cabinet of Ministers (incl. relevant ministry)
 ■ Local Authorities
 ■ Difficult to answer/No answer



In your opinion, who is primarily responsible for implementing each of the following reforms?

Infrastructure, such as roads, etc.

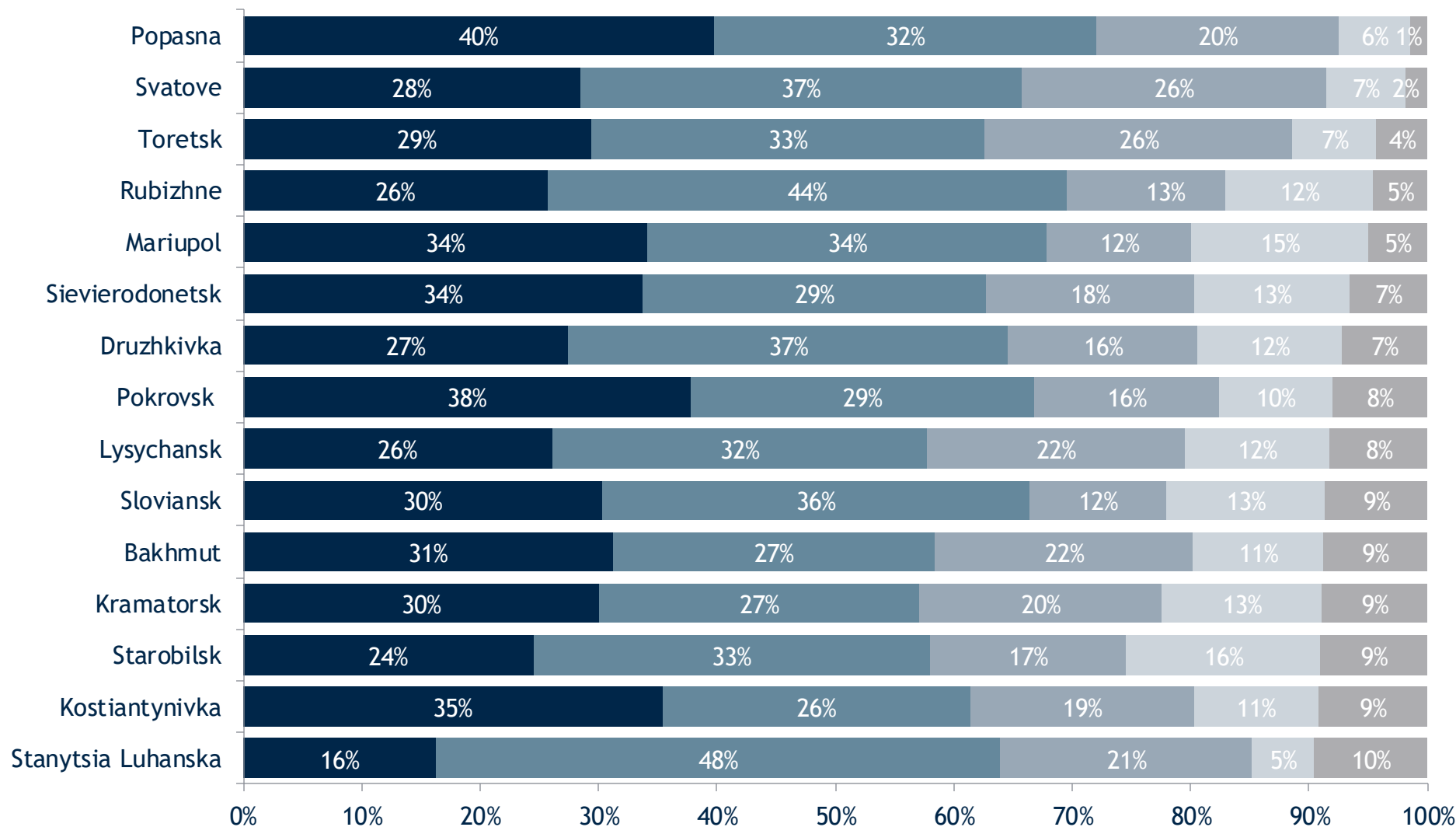
■ President
■ Parliament
■ Cabinet of Ministers (incl. relevant ministry)
■ Local authorities
■ Difficult to answer/No answer



In your opinion, who is primarily responsible for implementing each of the following reforms?

Language (official language in institutions and public sphere, incl. in educational and medical facilities)

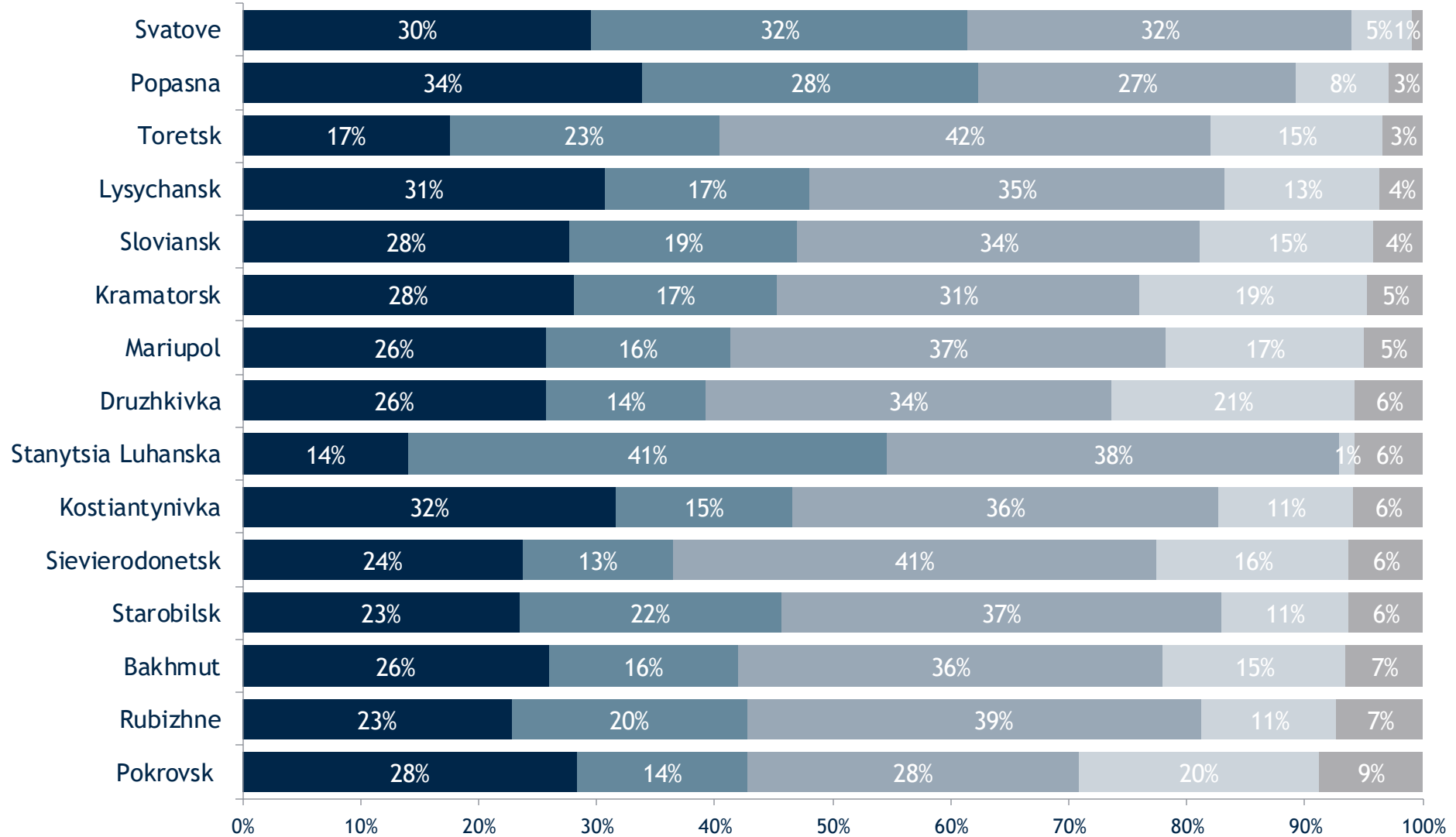
■ President ■ Parliament ■ Cabinet of Ministers (incl. relevant ministry) ■ Local authorities ■ Difficult to answer/No answer



In your opinion, who is primarily responsible for implementing each of the following reforms?

Law enforcement such as reform of the patrol police

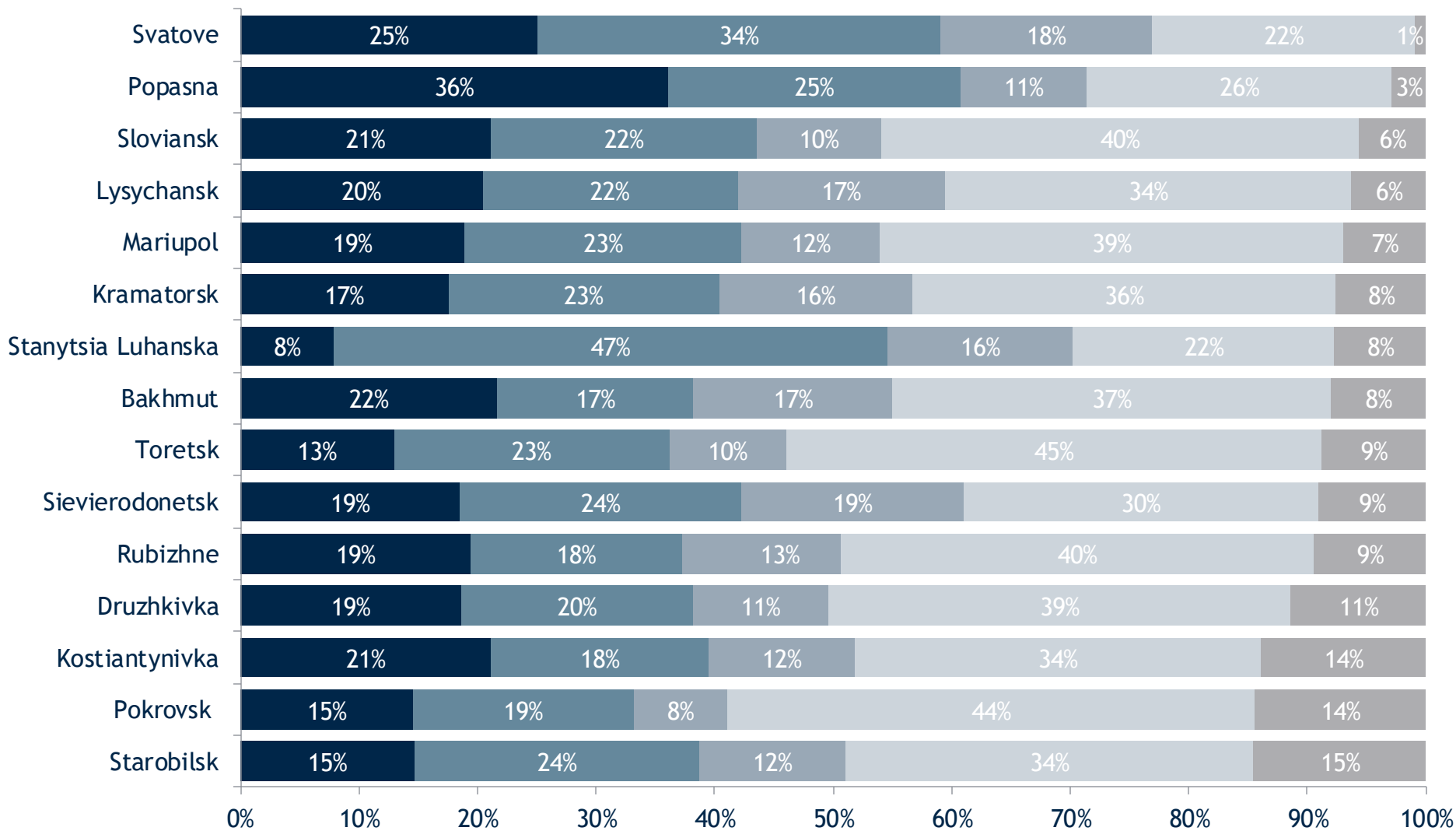
■ President
■ Parliament
■ Cabinet of Ministers (incl. relevant ministry)''
■ Local authorities
■ Difficult to answer/No answer



In your opinion, who is primarily responsible for implementing each of the following reforms?

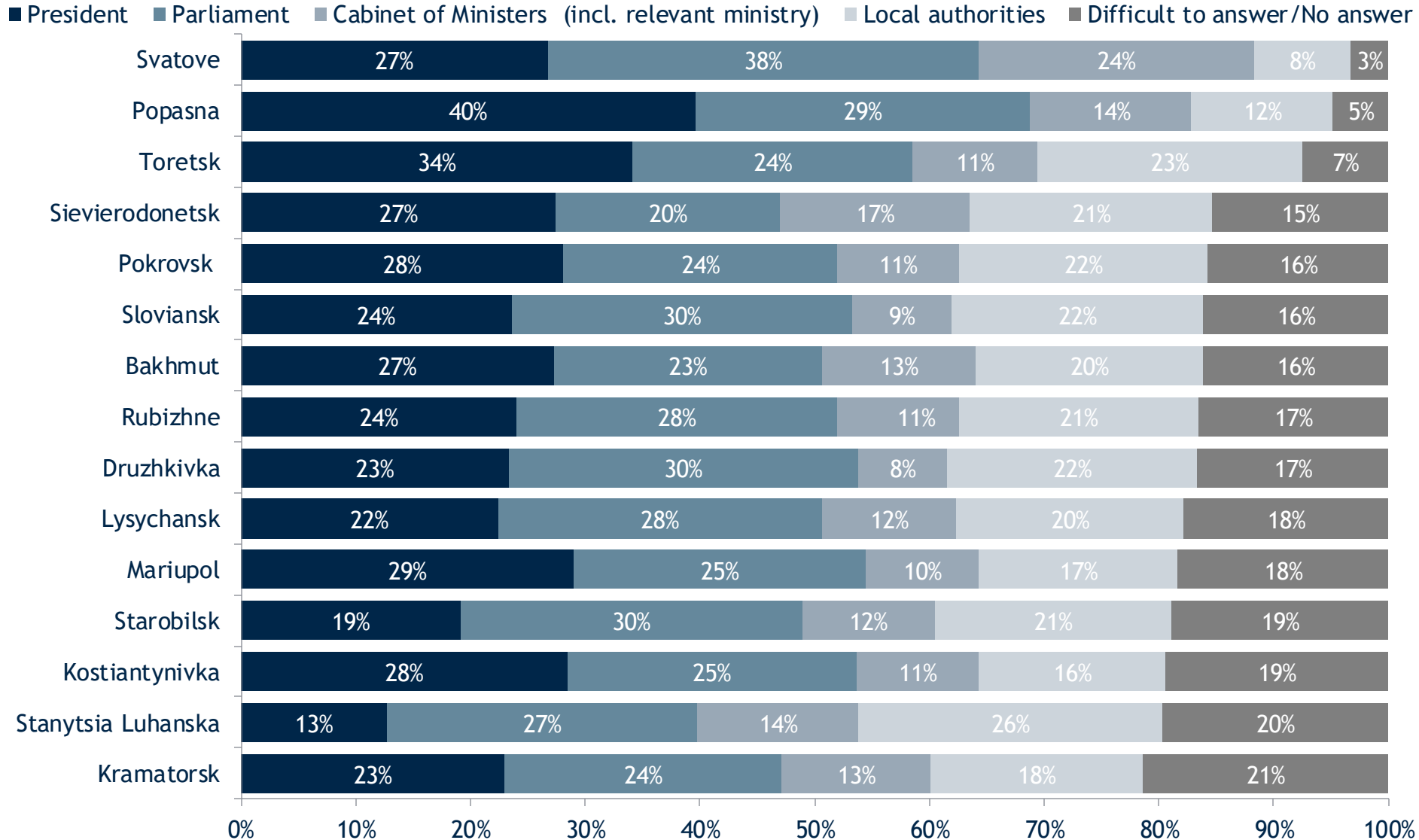
Decentralization and local self-governance, including amalgamation of communities

■ President ■ Parliament ■ Cabinet of Ministers (incl. relevant ministry) ■ Local authorities ■ Difficult to answer/No answer



In your opinion, who is primarily responsible for implementing each of the following reforms?

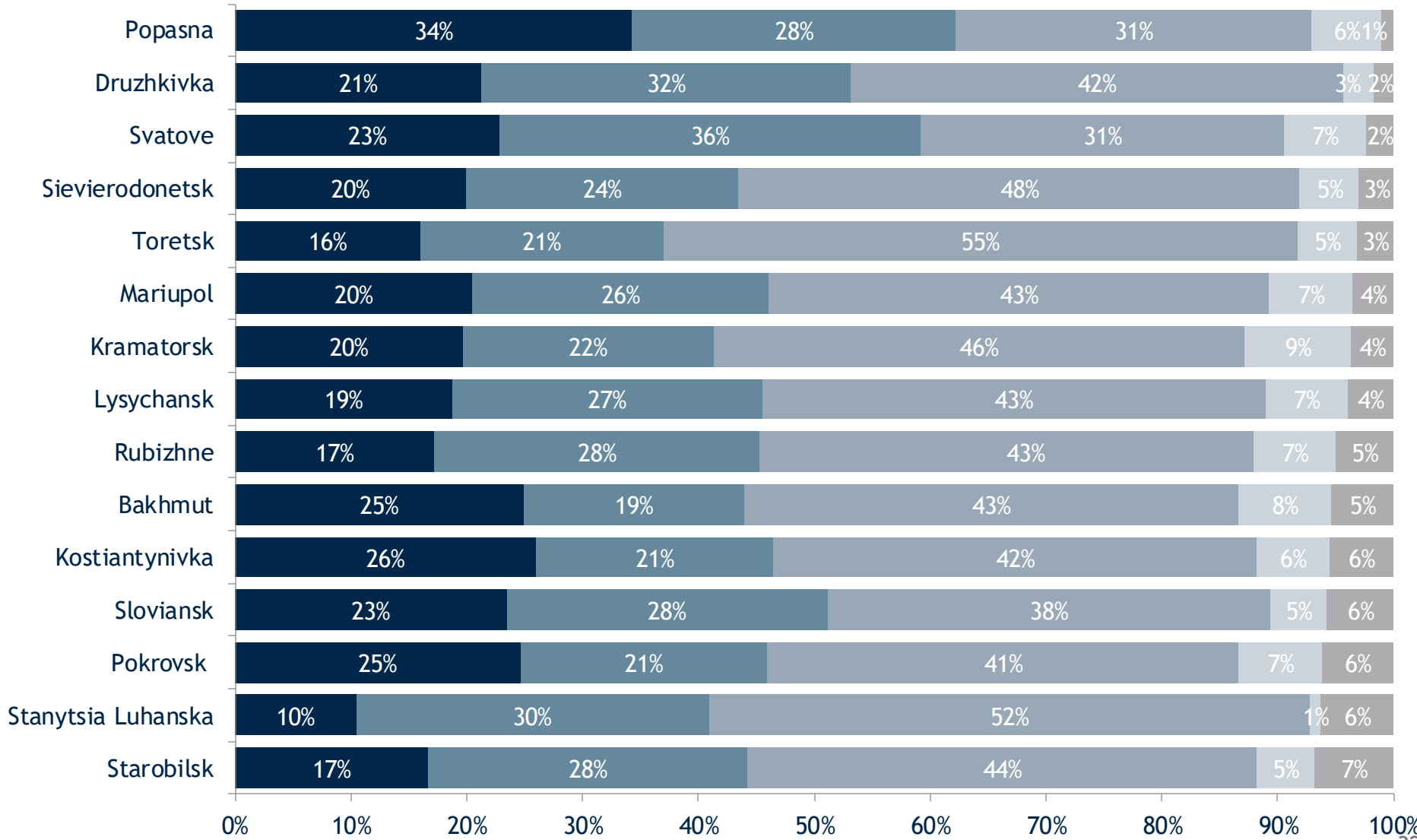
Decommunization



In your opinion, who is primarily responsible for implementing each of the following reforms?

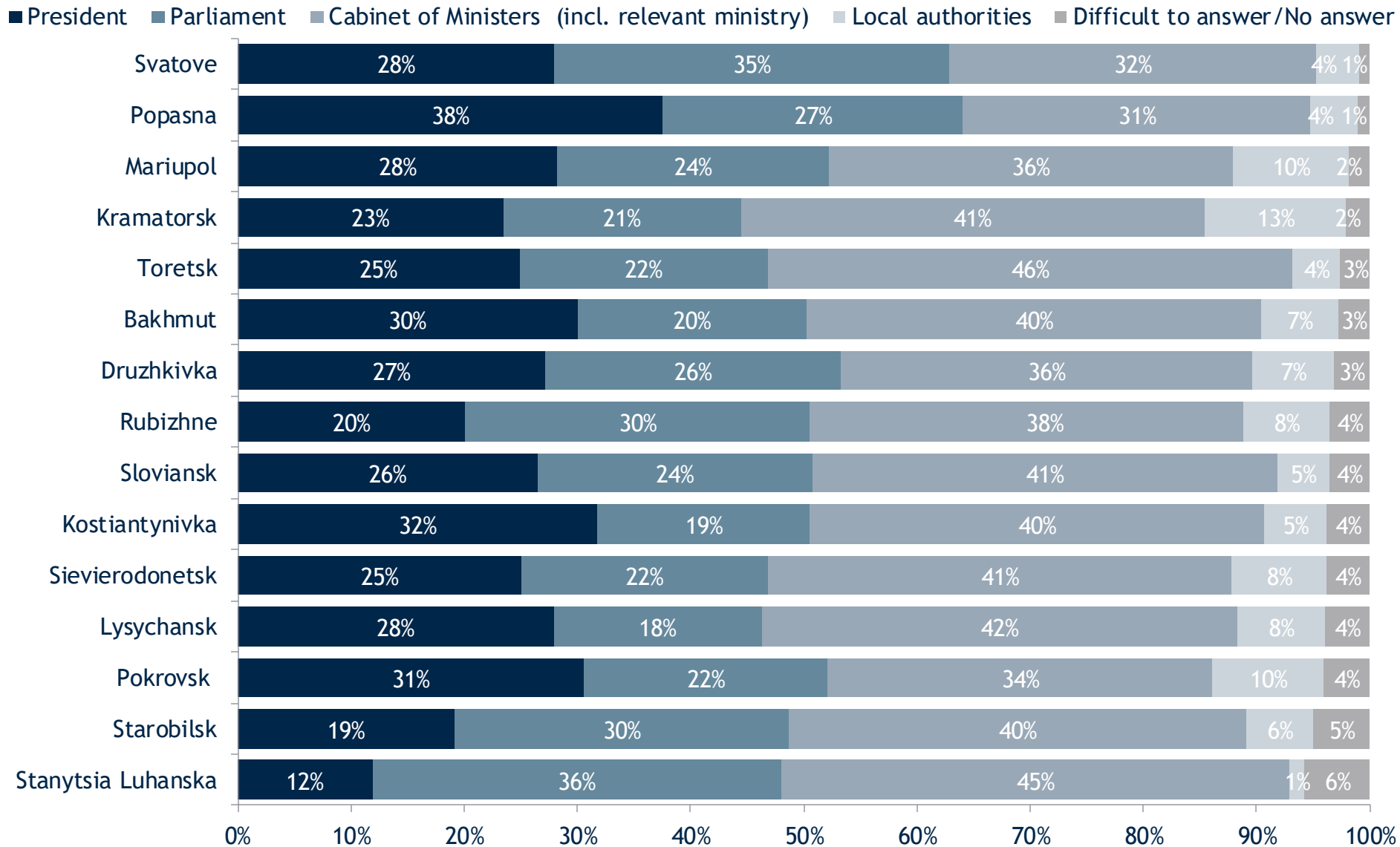
Education and science

■ President
■ Parliament
■ Cabinet of Ministers (incl. relevant ministry)
■ Local authorities
■ Difficult to answer/No answer



In your opinion, who is primarily responsible for implementing each of the following reforms?

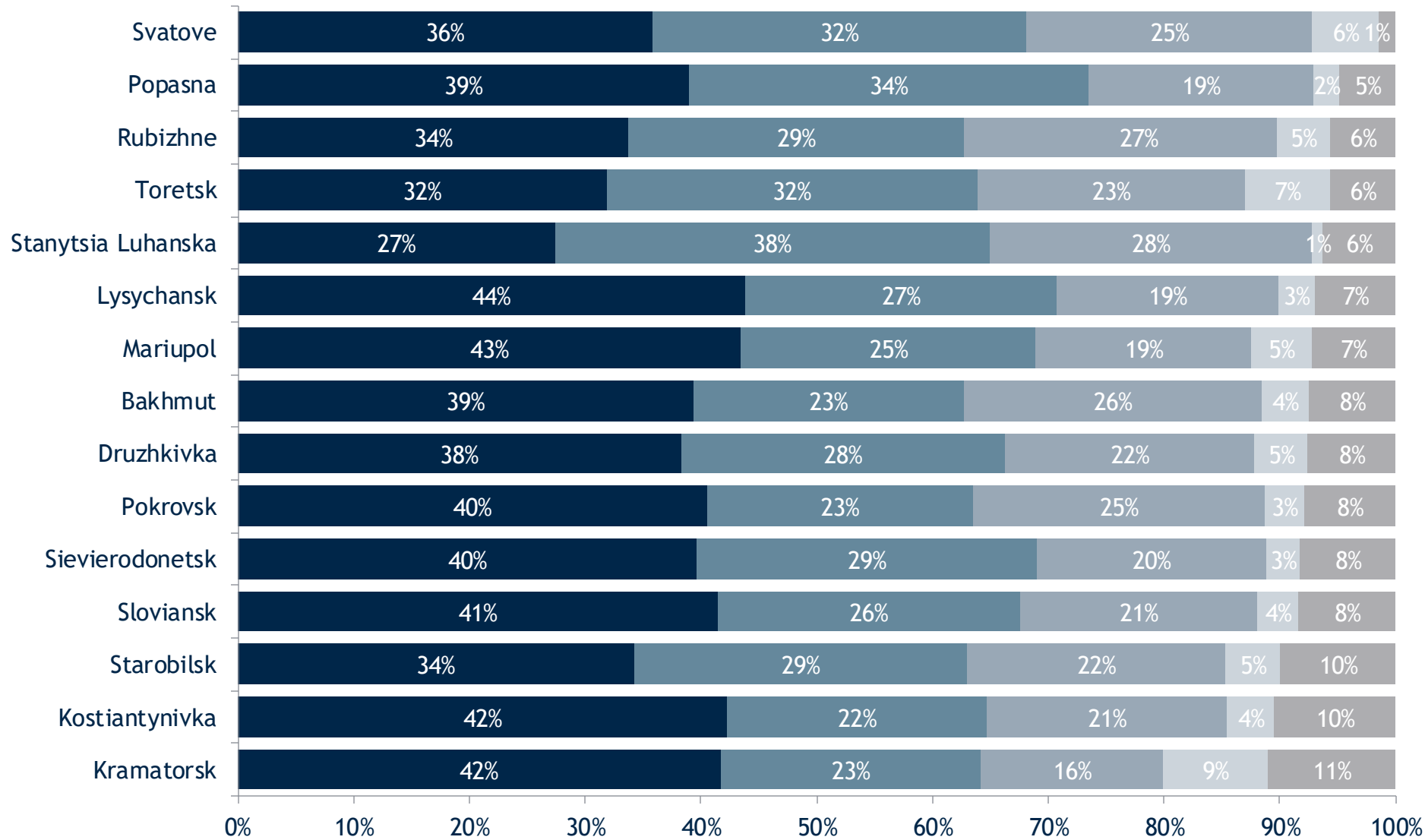
Healthcare



In your opinion, who is primarily responsible for implementing each of the following reforms?

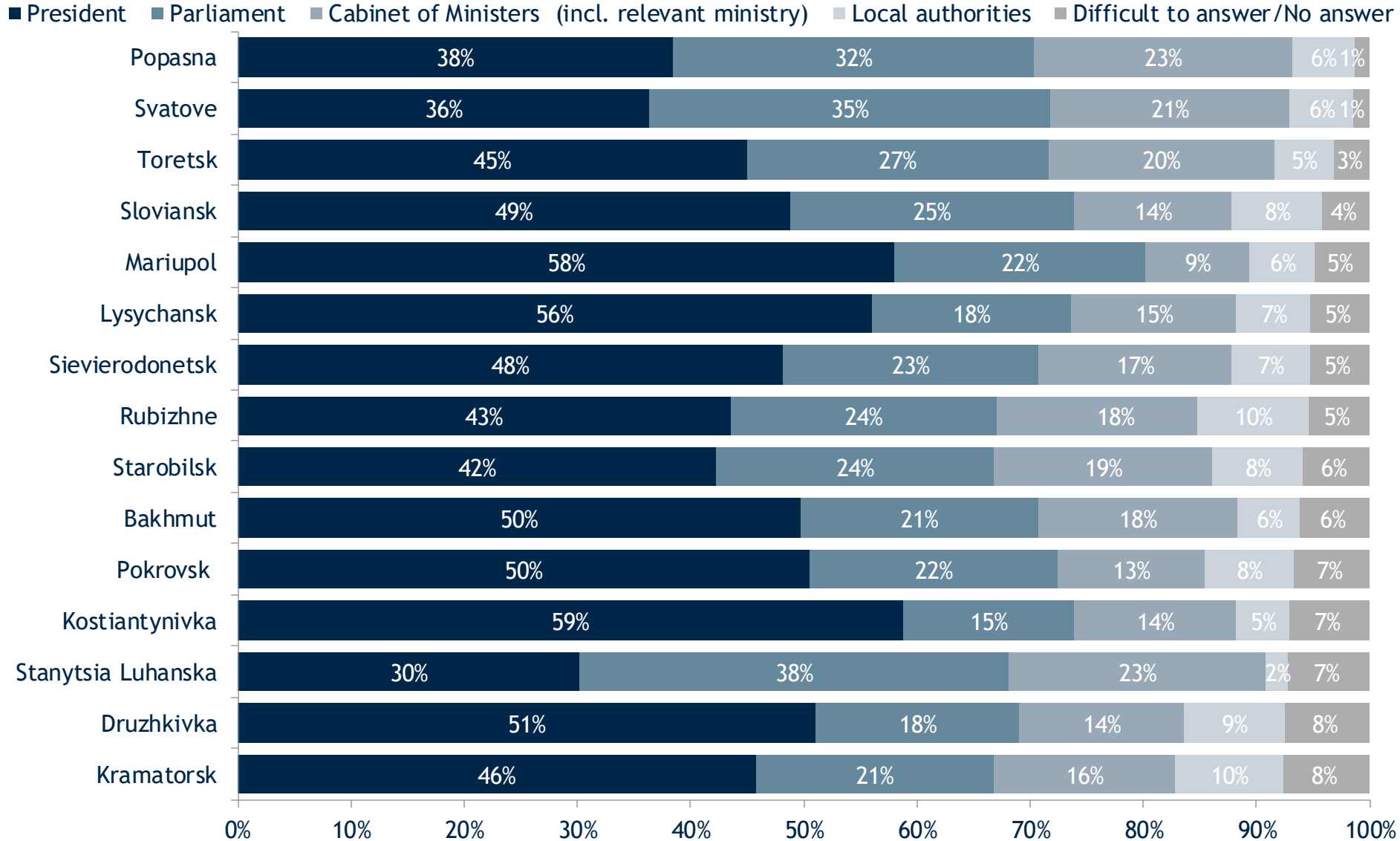
Judicial reform

■ President
■ Parliament
■ Cabinet of Ministers (incl. relevant ministry)
■ Local authorities
■ Difficult to answer/No answer



In your opinion, who is primarily responsible for implementing each of the following reforms?

Anticorruption

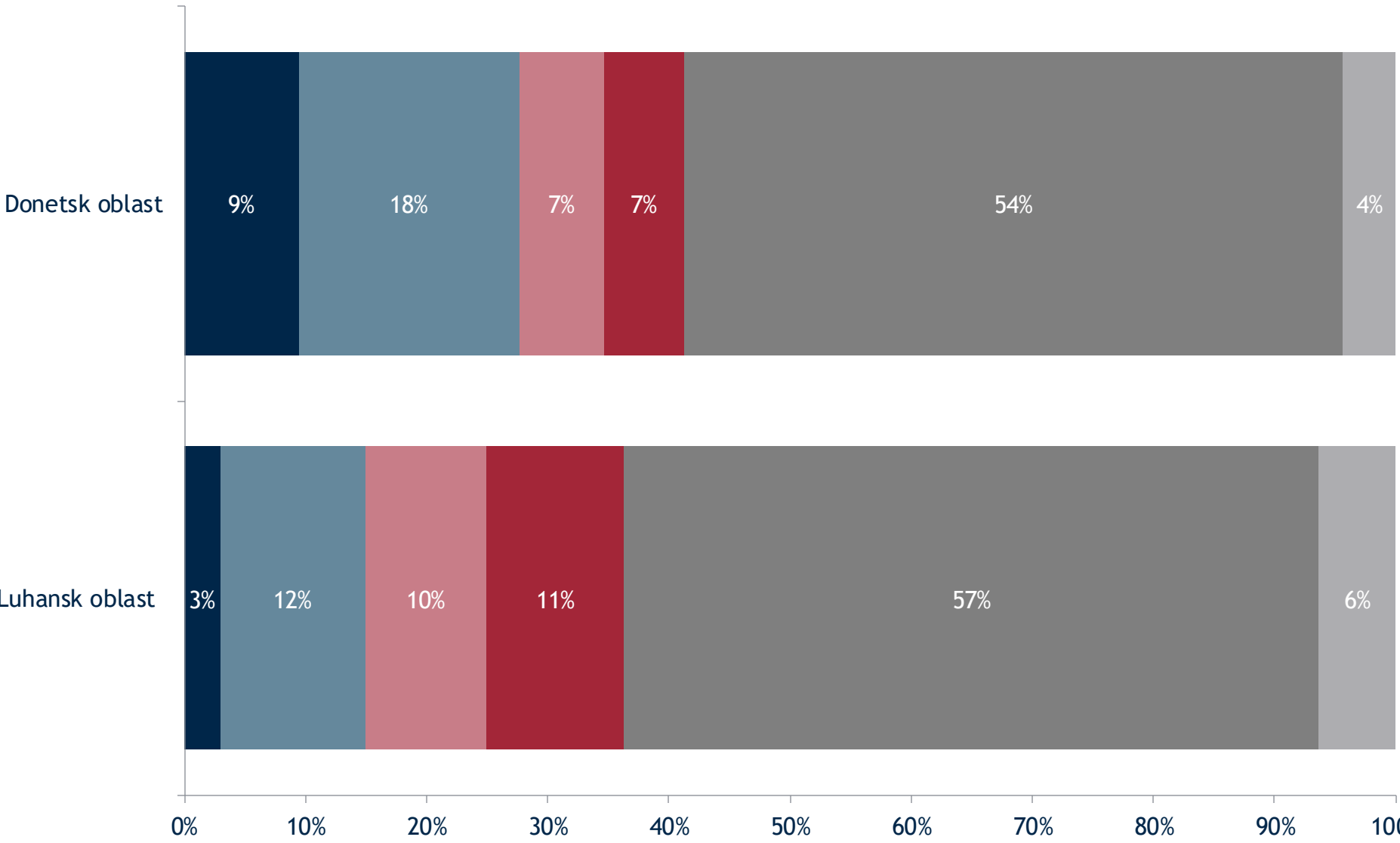




Decentralization

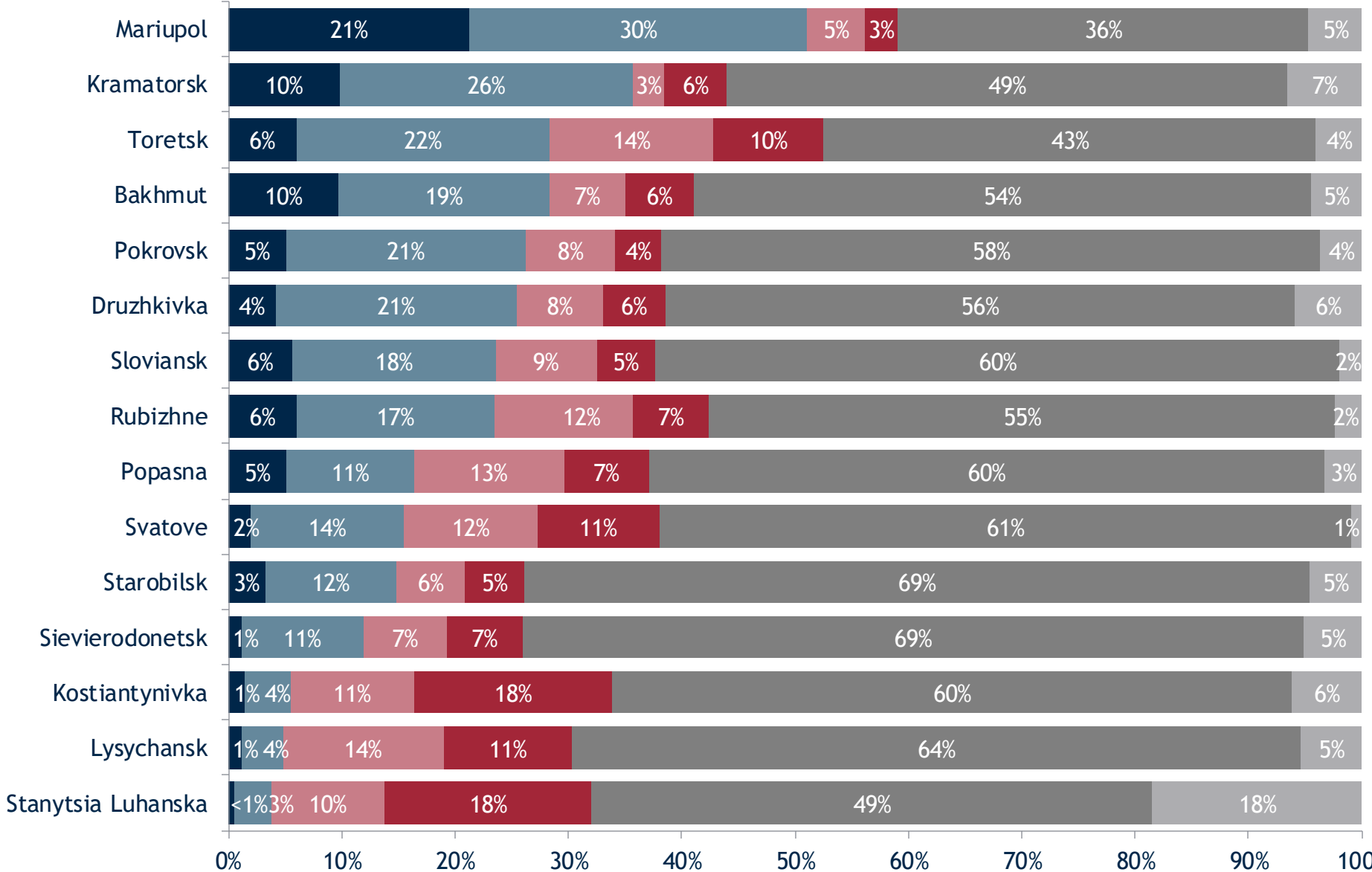
What effect has decentralization had in your local community?

- Definitely positive
- Somewhat positive
- Somewhat negative
- Definitely negative
- Too early to tell
- Difficult to answer/No answer



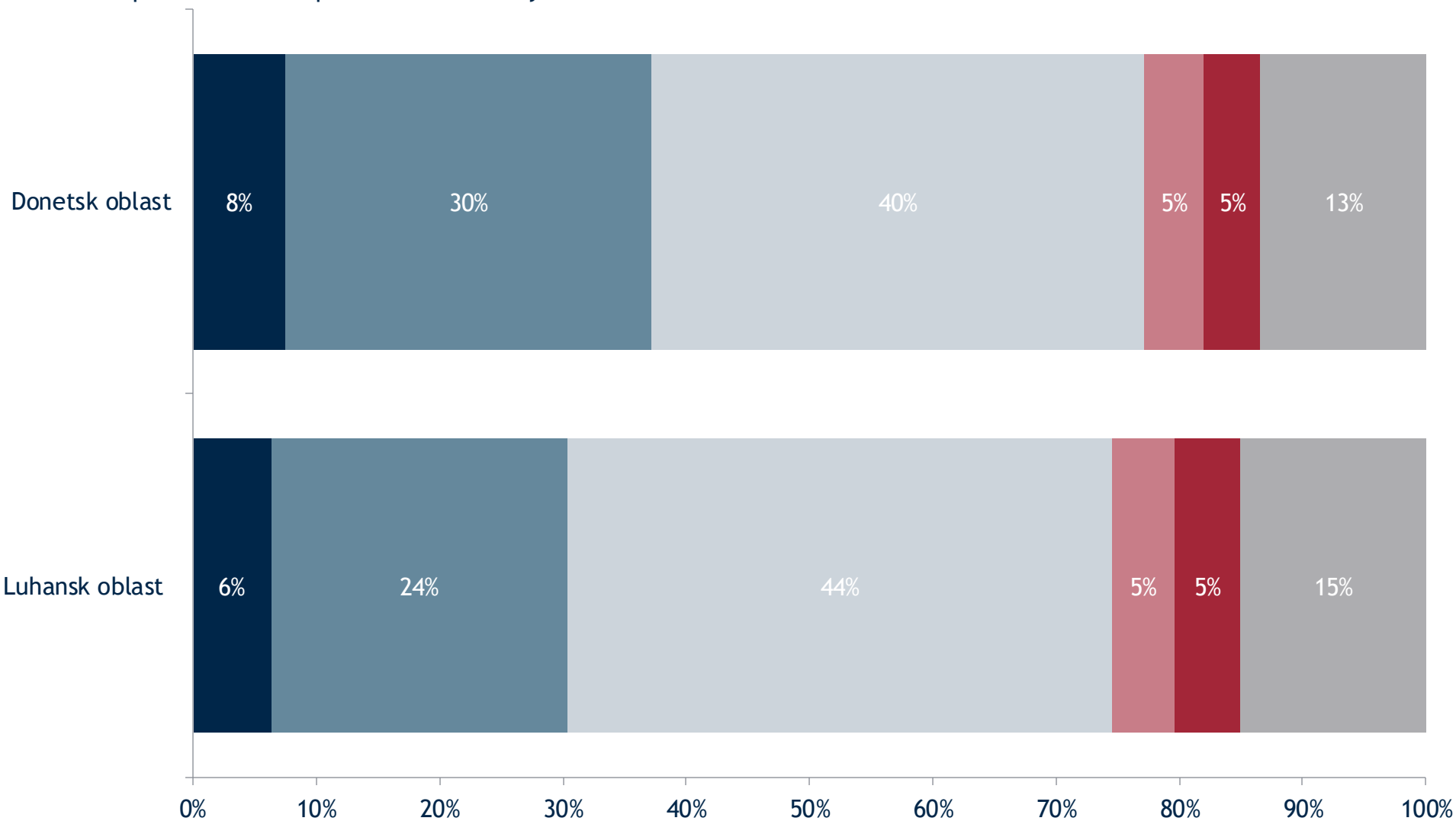
What effect has decentralization had in your local community?

■ Definitely positive ■ Somewhat positive ■ Somewhat negative
■ Definitely negative ■ Too early to tell ■ Difficult to answer/No answer

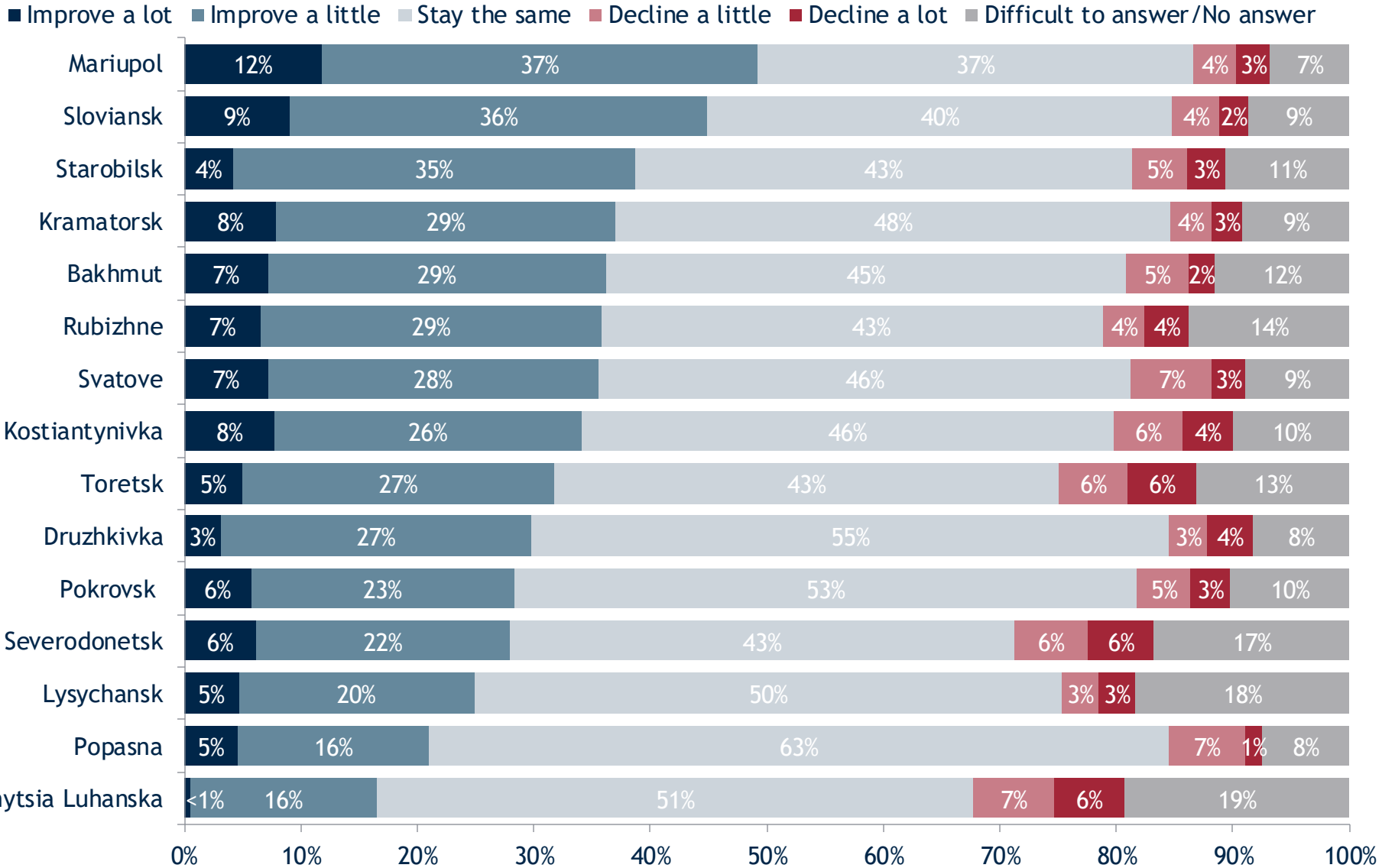


After local councils for newly amalgamated communities are elected in October 2020, do you think local authorities' ability to carry out reforms will improve or decline?

■ Improve a lot
■ Improve a little
■ Stay the same
■ Decline a little
■ Decline a lot
■ Difficult to answer/No answer

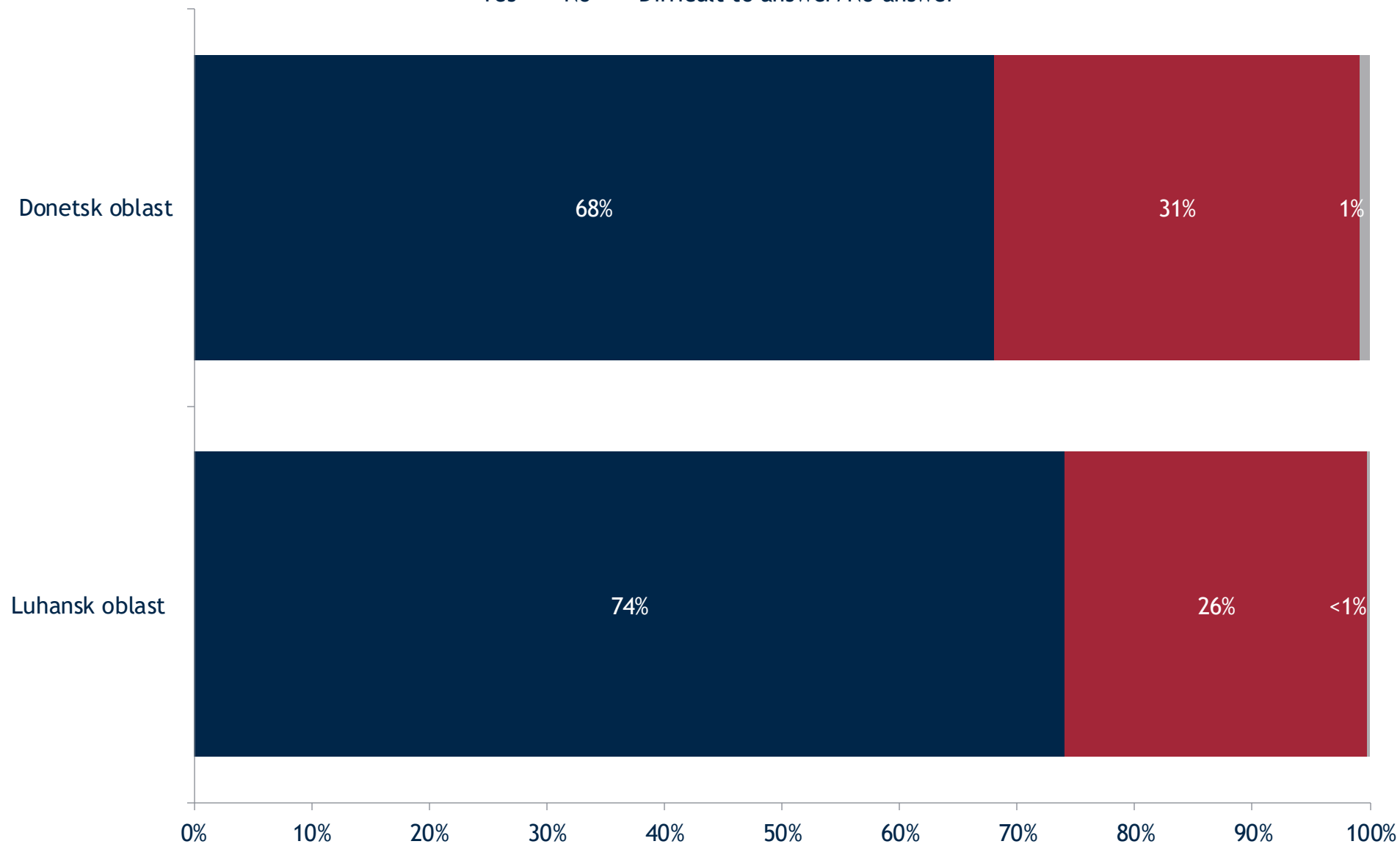


After local councils for newly amalgamated communities are elected in October 2020, do you think local authorities' ability to carry out reforms will improve or decline?



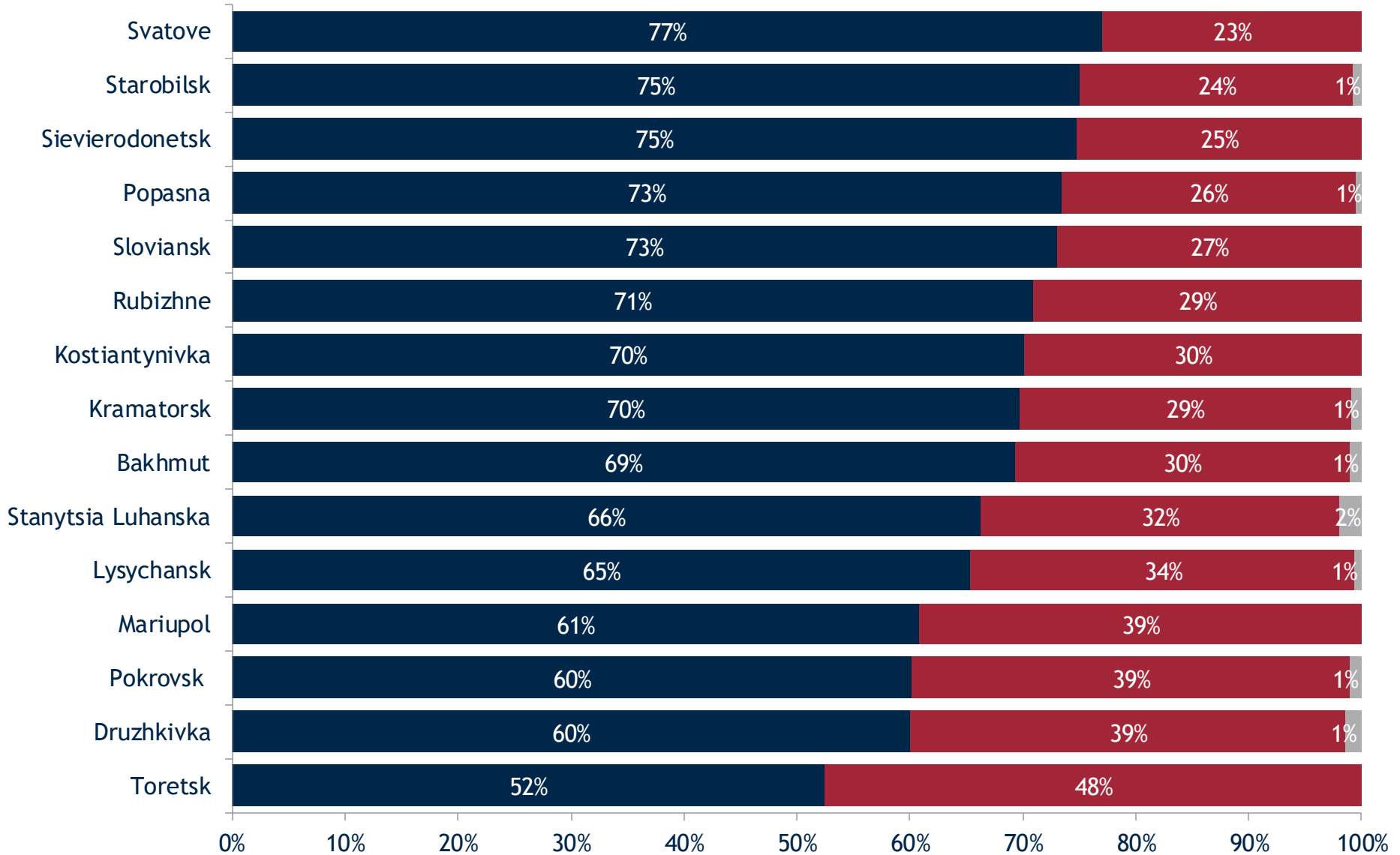
In relation to decentralization reform, have you heard that the number of Ukraine's rayons is being reduced from 490 to 136?

■ Yes ■ No ■ Difficult to answer/No answer



In relation to decentralization reform, have you heard that the number of Ukraine's rayons is being reduced from 490 to 136?

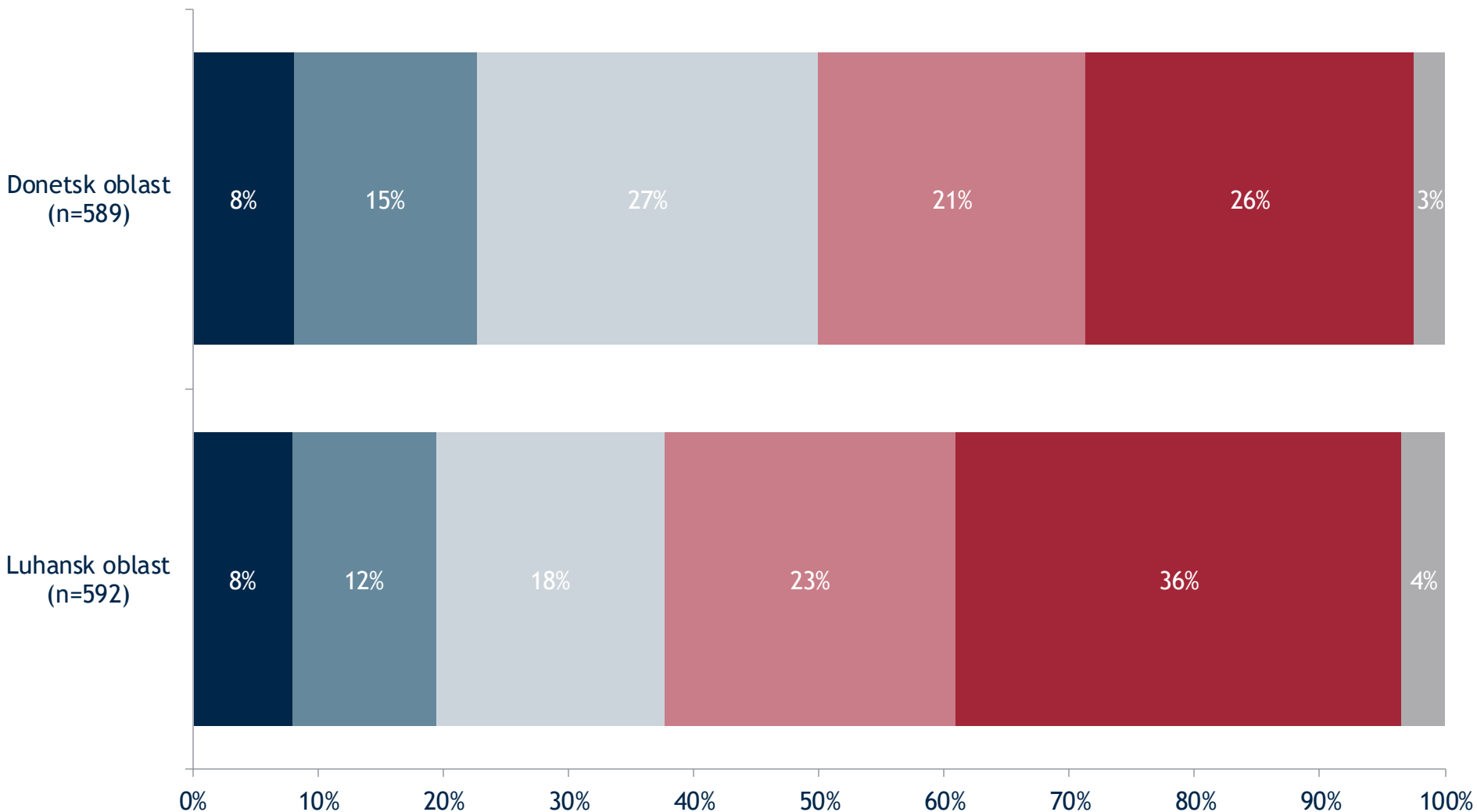
■ Yes ■ No ■ Difficult to answer/No answer



What is your opinion of the restructuring of Ukraine's rayons from 490 to 136?

Among those who have heard that the number of Ukraine's rayons is being reduced

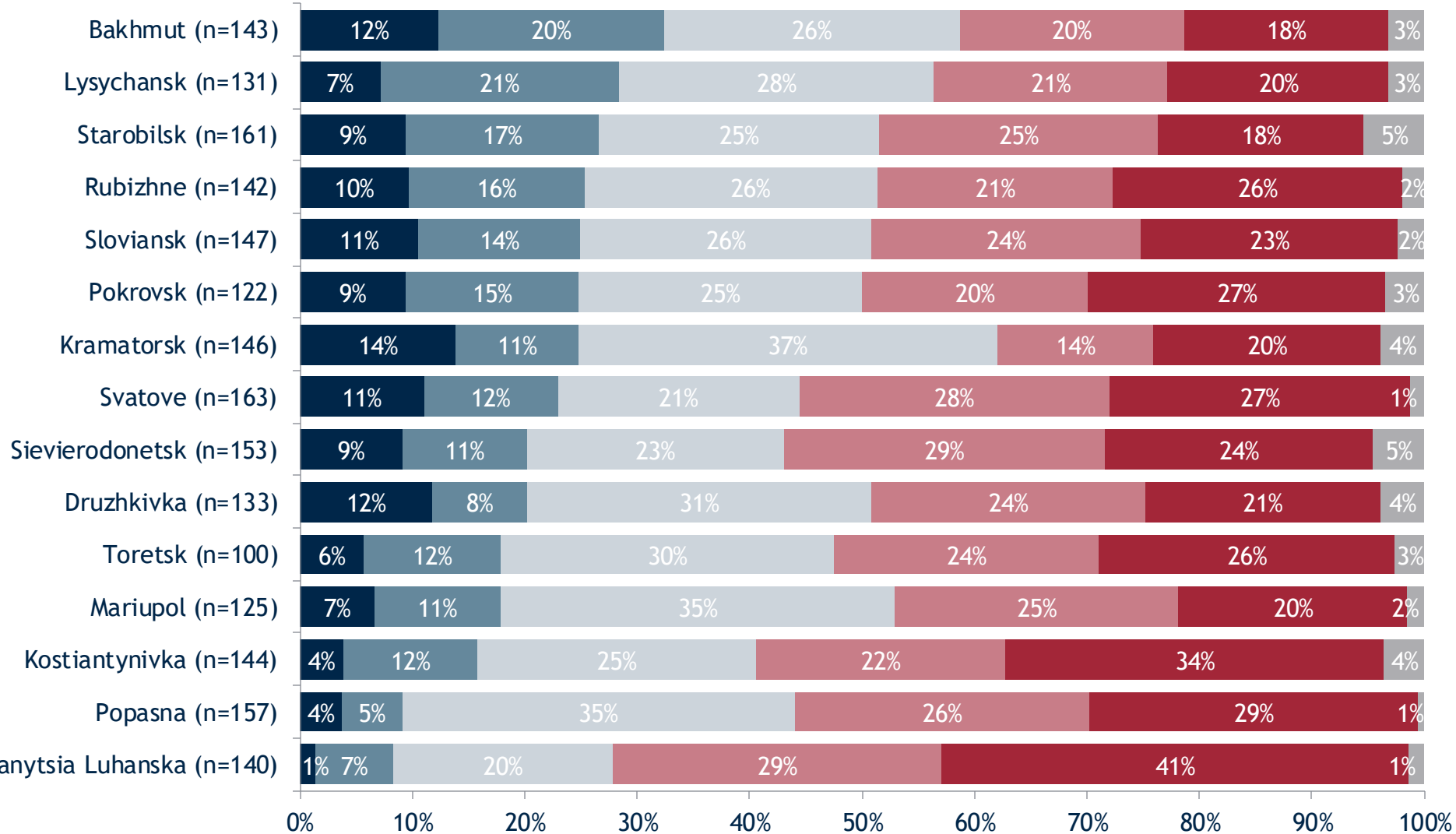
- Strongly approve
- Somewhat approve
- Neither approve nor disapprove
- Somewhat disapprove
- Strongly disapprove
- Difficult to answer/No answer



What is your opinion of the restructuring of Ukraine's rayons from 490 to 136?

Among those who have heard that the number of Ukraine's s is being reduced

■ Strongly approve
 ■ Somewhat approve
 ■ Neither approve nor disapprove
■ Somewhat disapprove
 ■ Strongly disapprove
 ■ Difficult to answer/No answer

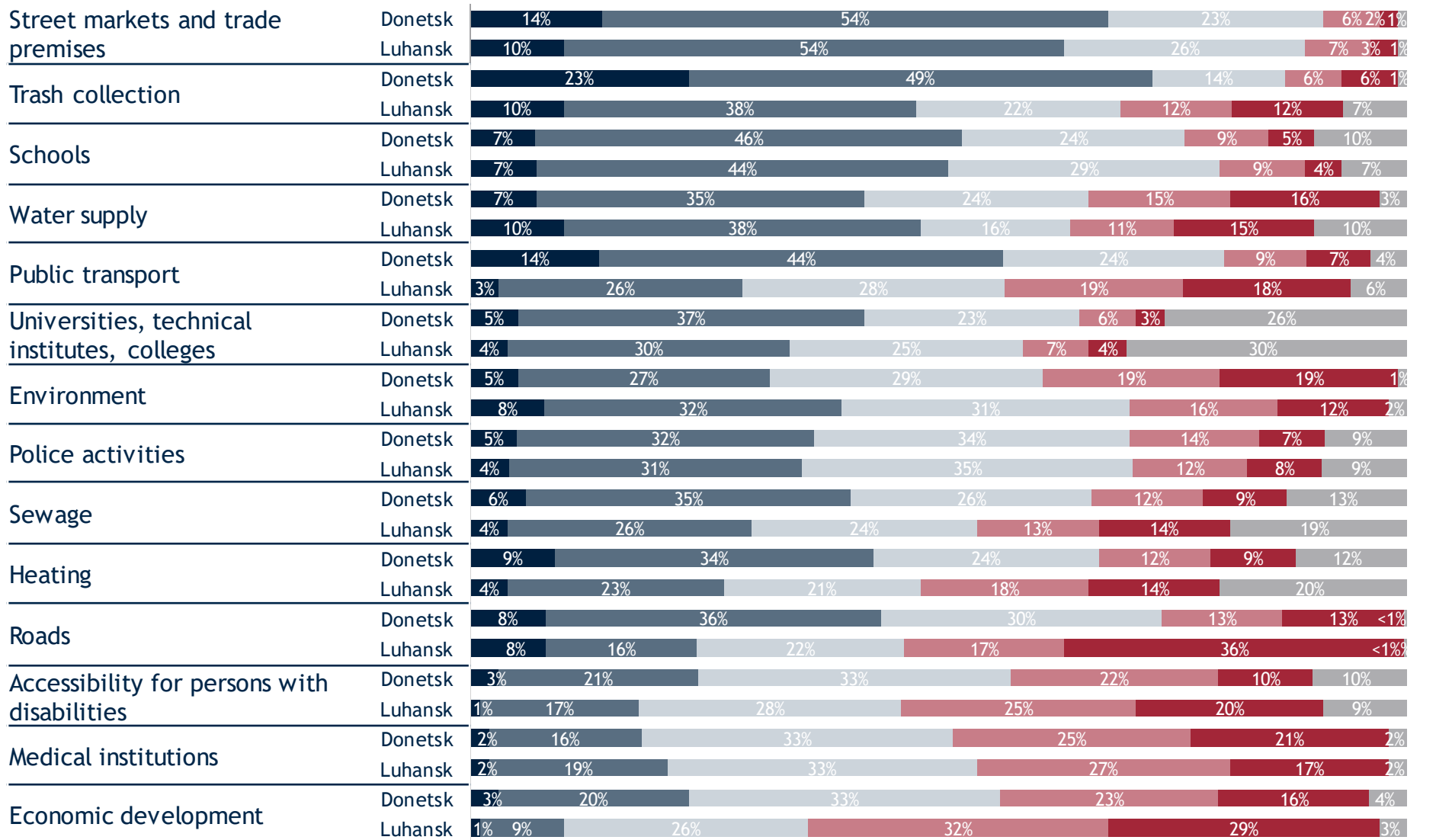




Perceptions of Local Governance

How would you rate the quality of each of the following public goods and services that are available in your local community?

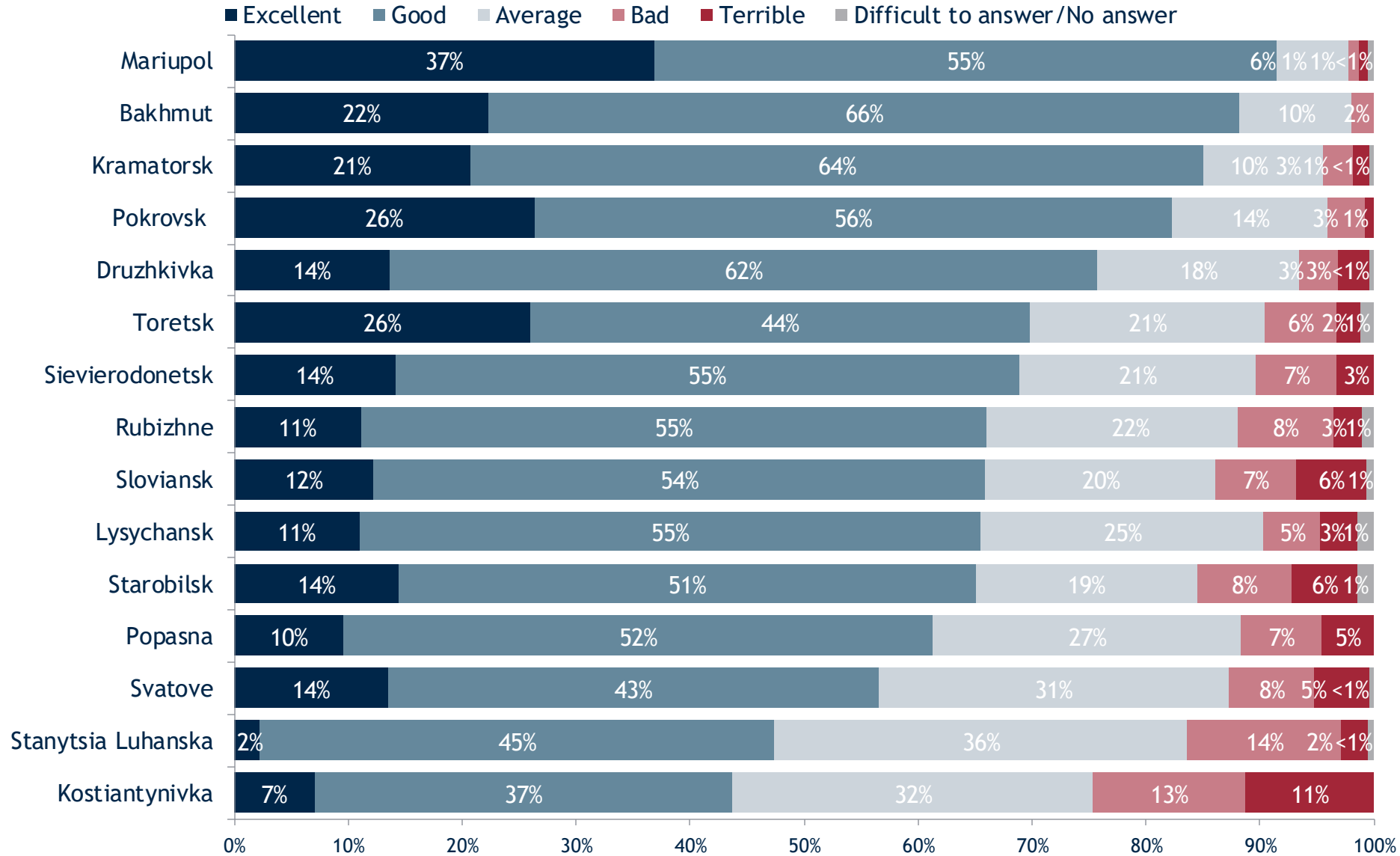
■ Excellent
 ■ Good
 ■ Average
 ■ Bad
 ■ Terrible
 ■ Difficult to answer/No answer



0% 10% 20% 30% 40% 50% 60% 70% 80% 90% 100%

How would you rate the quality of each of the following public goods and services that are available in your local community?

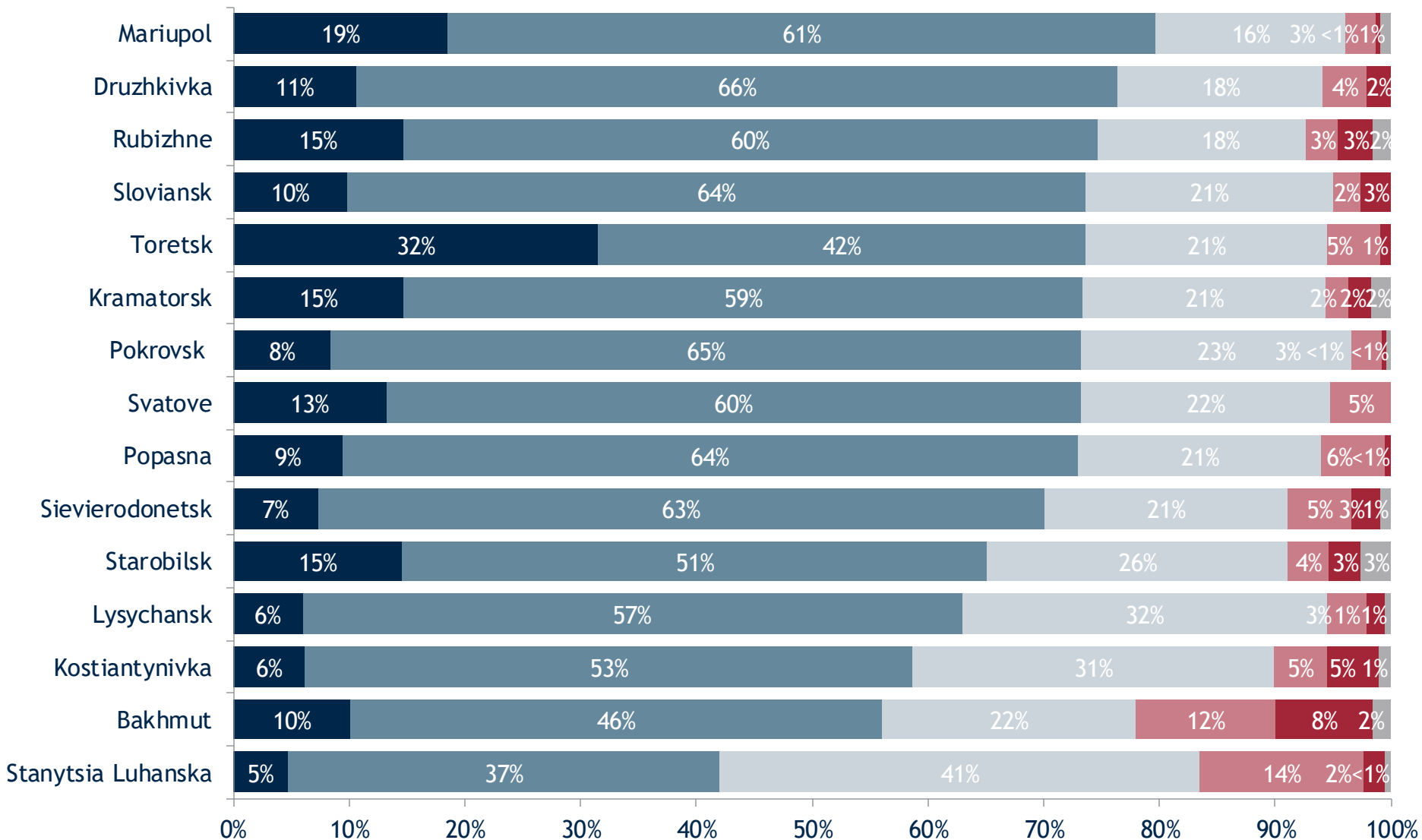
Trash collection



How would you rate the quality of each of the following public goods and services that are available in your local community?

Street markets and trade premises

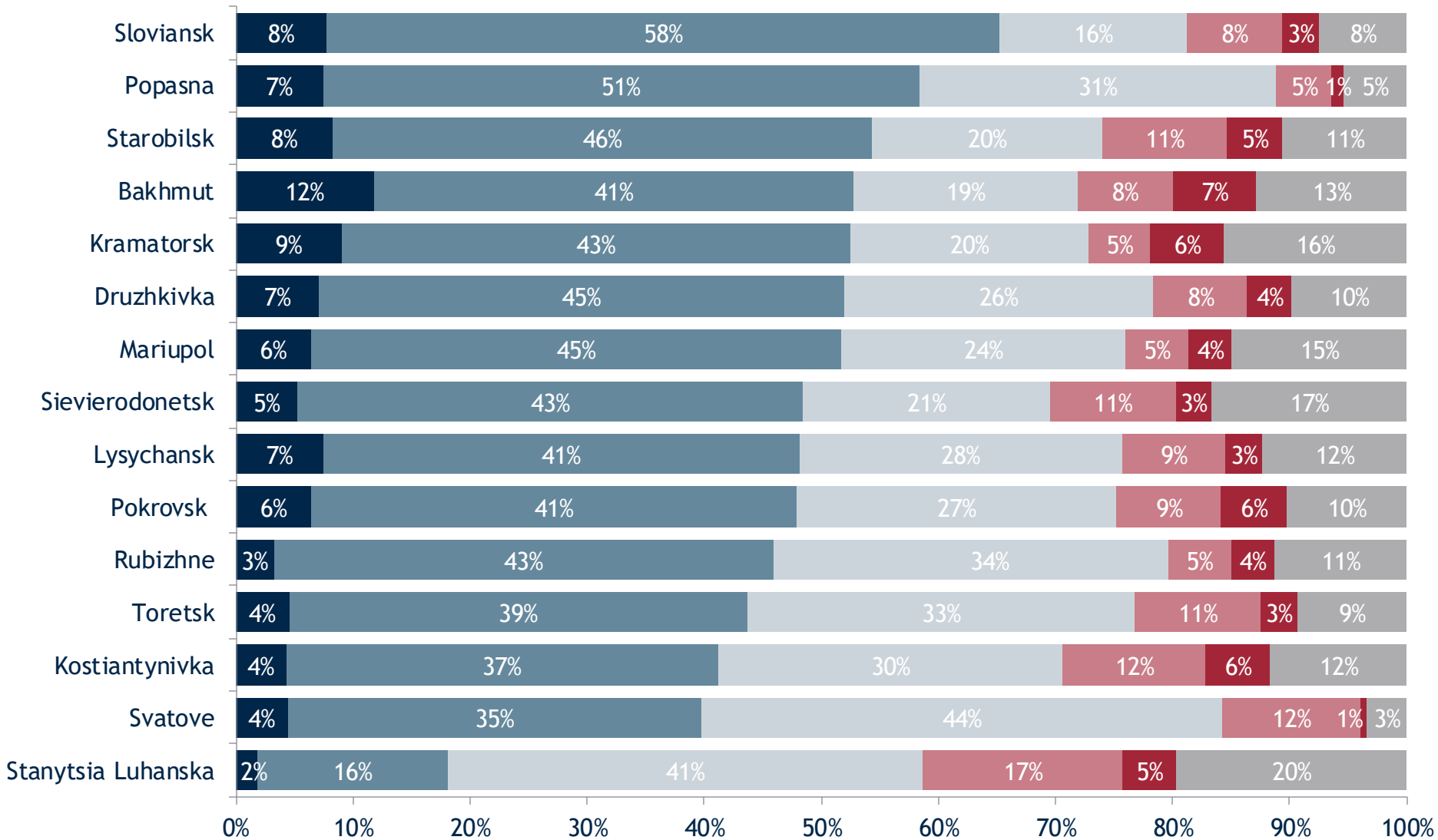
■ Excellent ■ Good ■ Average ■ Bad ■ Terrible ■ Difficult to answer/No answer



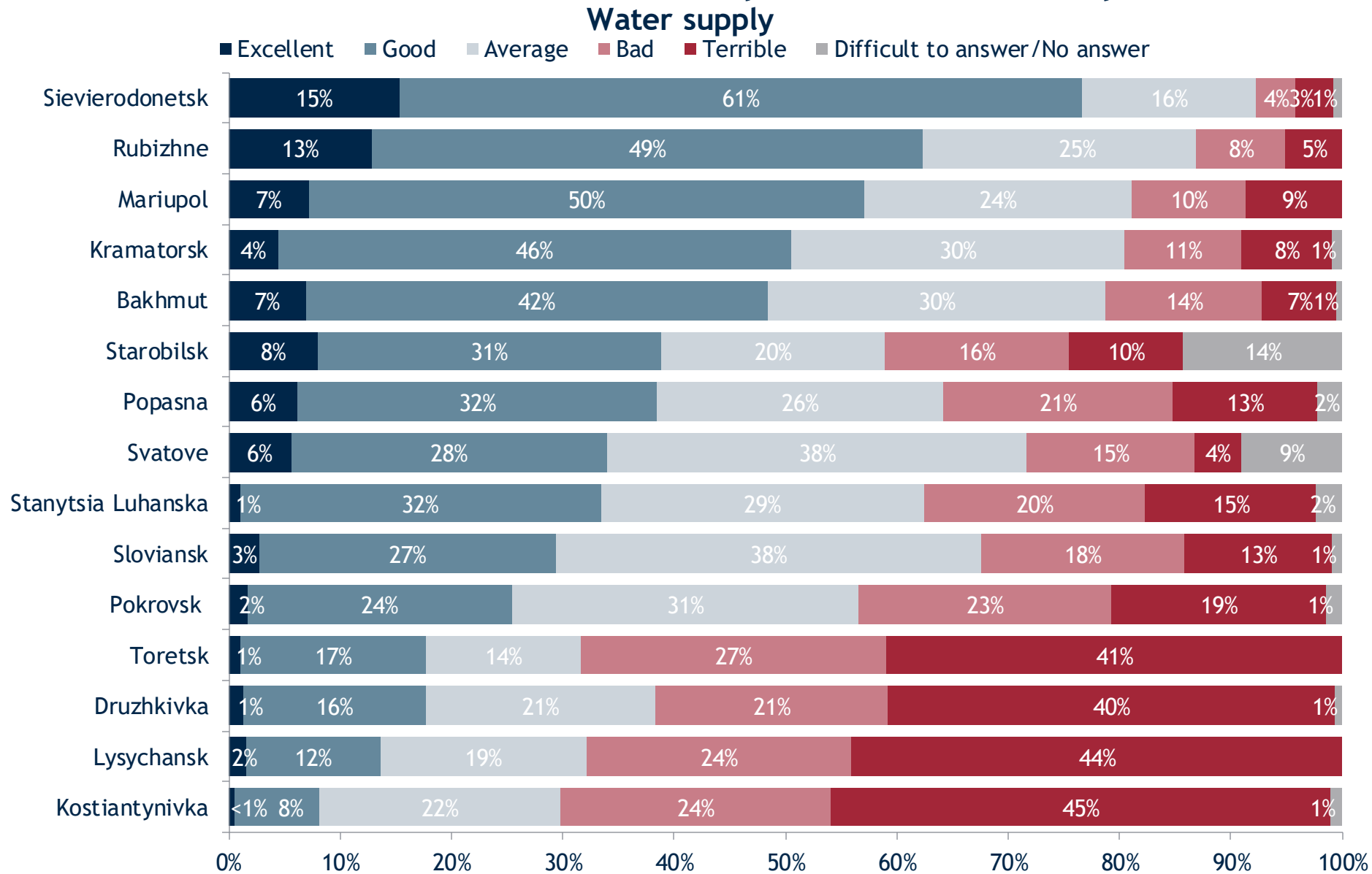
How would you rate the quality of each of the following public goods and services that are available in your local community?

Schools

■ Excellent
 ■ Good
 ■ Average
 ■ Bad
 ■ Terrible
 ■ Difficult to answer/No answer



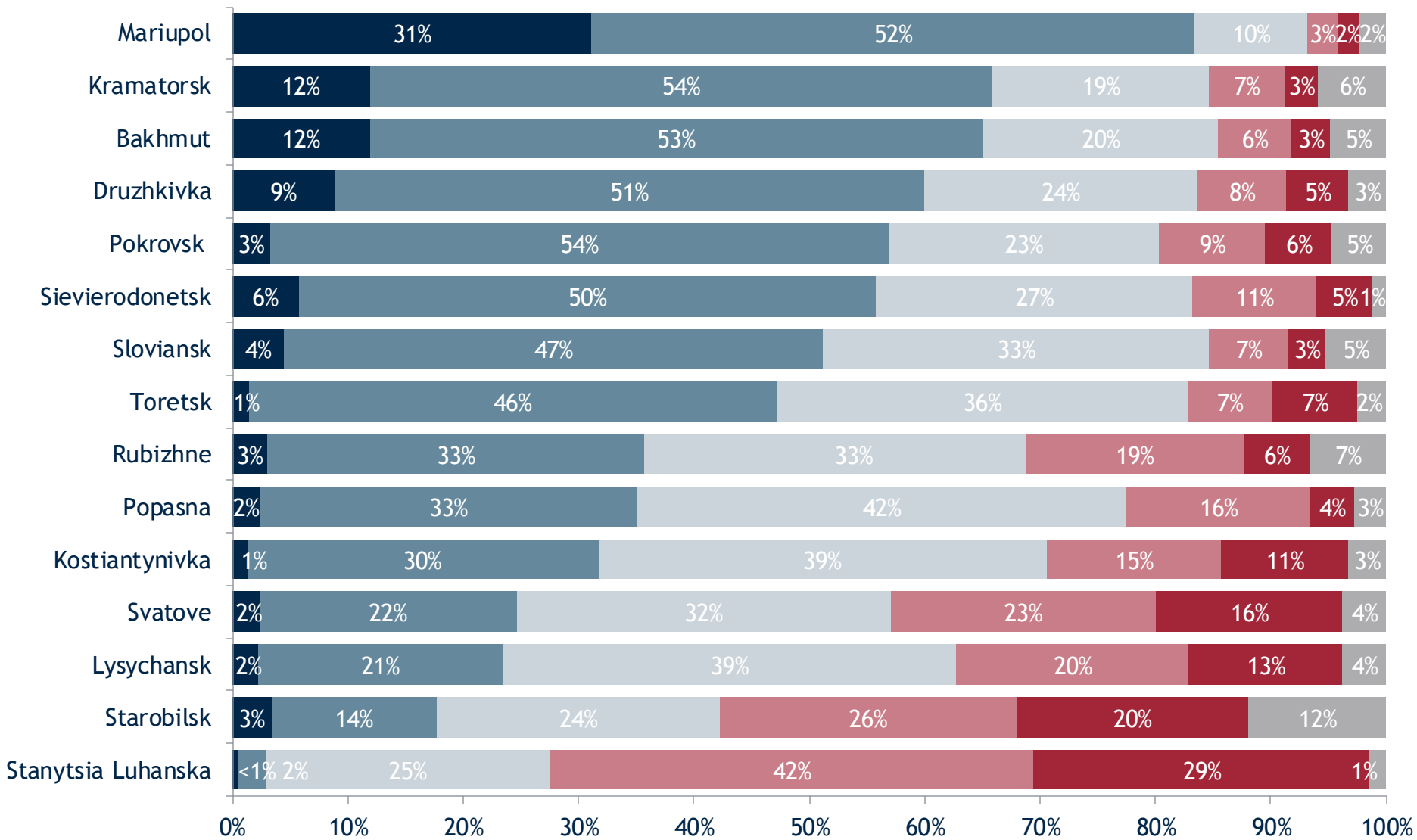
How would you rate the quality of each of the following public goods and services that are available in your local community?



How would you rate the quality of each of the following public goods and services that are available in your local community?

Public transport

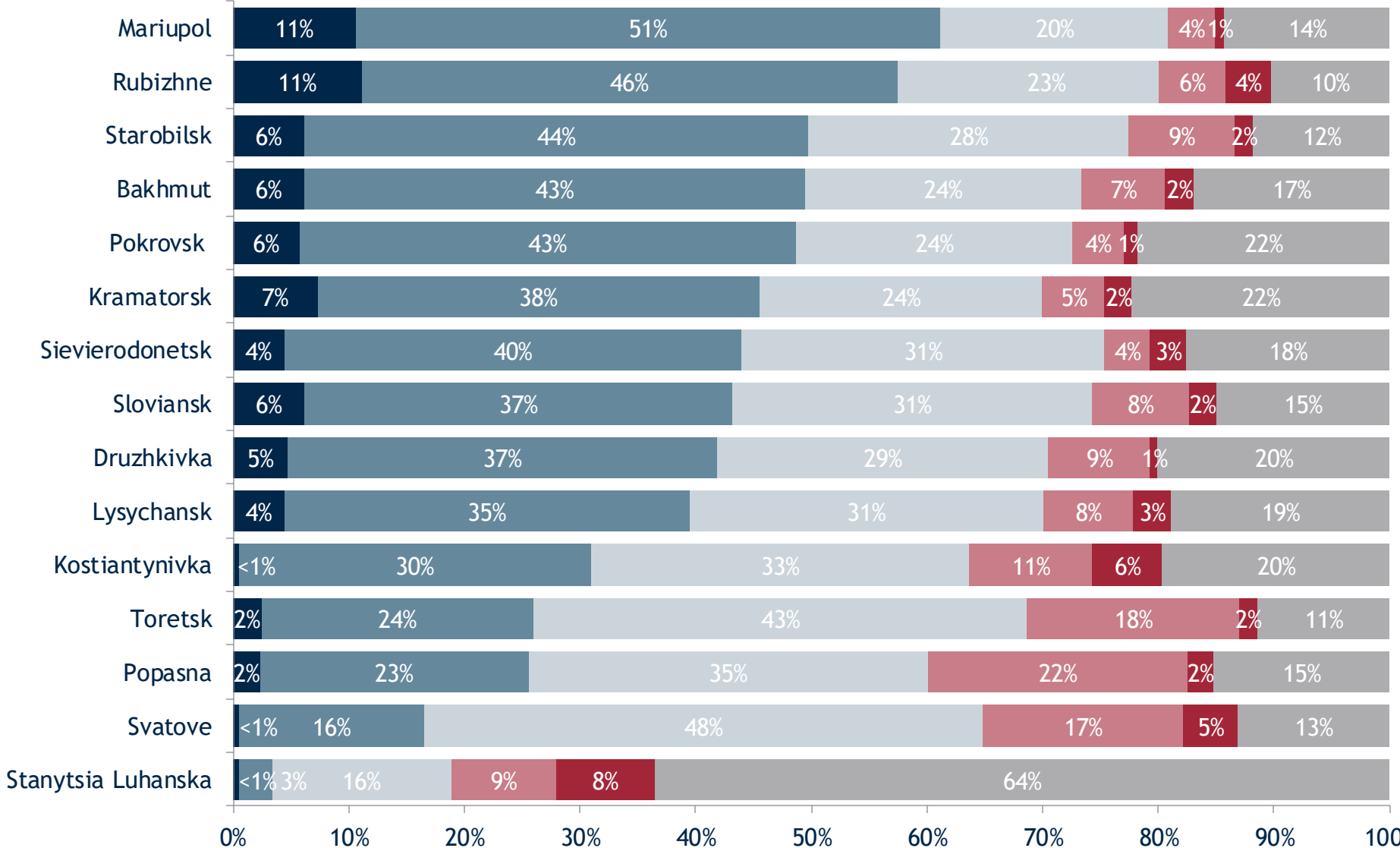
■ Excellent ■ Good ■ Average ■ Bad ■ Terrible ■ Difficult to answer/No answer



How would you rate the quality of each of the following public goods and services that are available in your local community?

Universities, technical institutes, colleges

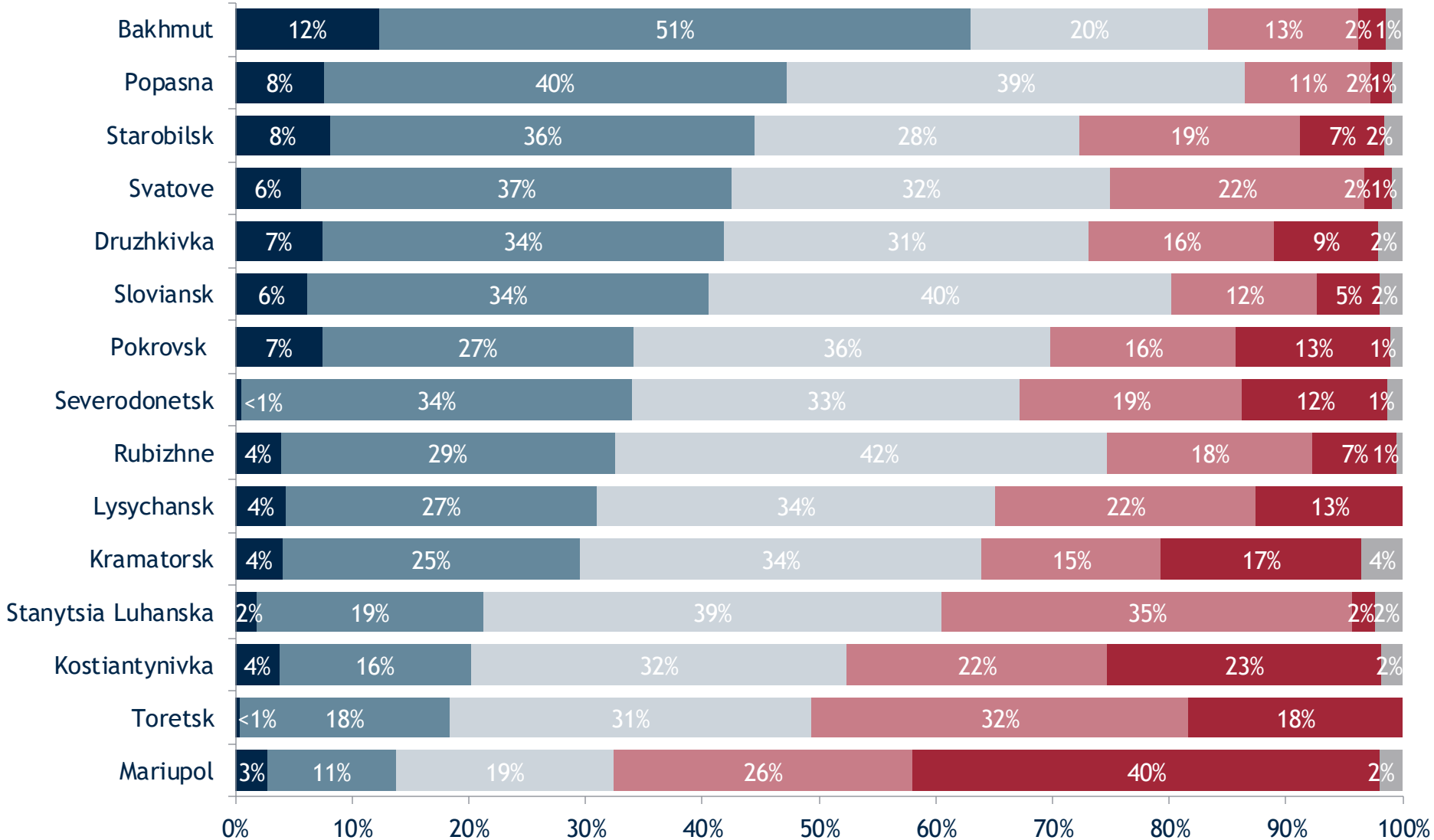
■ Excellent ■ Good ■ Average ■ Bad ■ Terrible ■ Difficult to answer/No answer



How would you rate the quality of each of the following public goods and services that are available in your local community?

Environment

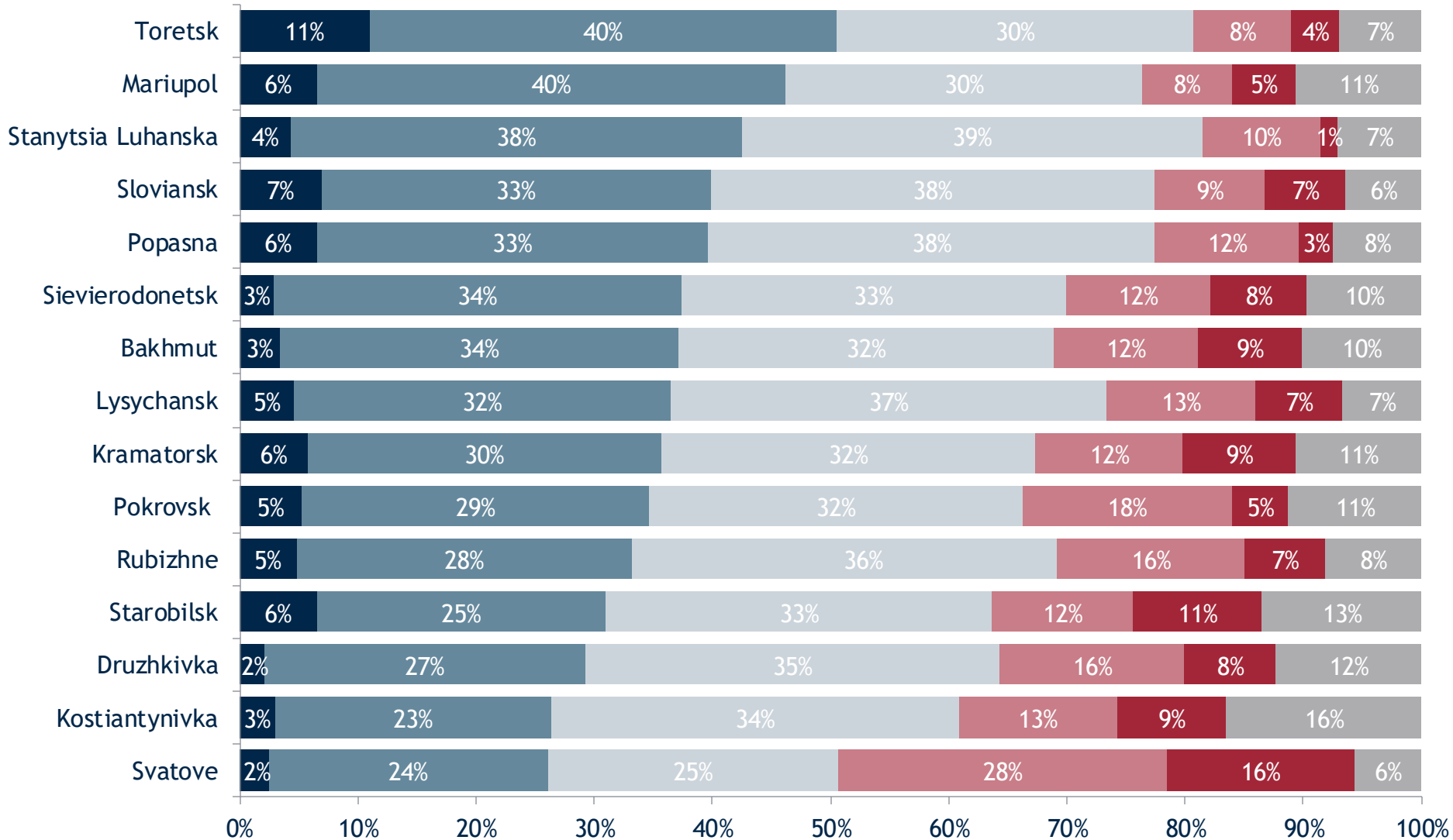
■ Excellent ■ Good ■ Average ■ Bad ■ Terrible ■ Difficult to answer/No answer



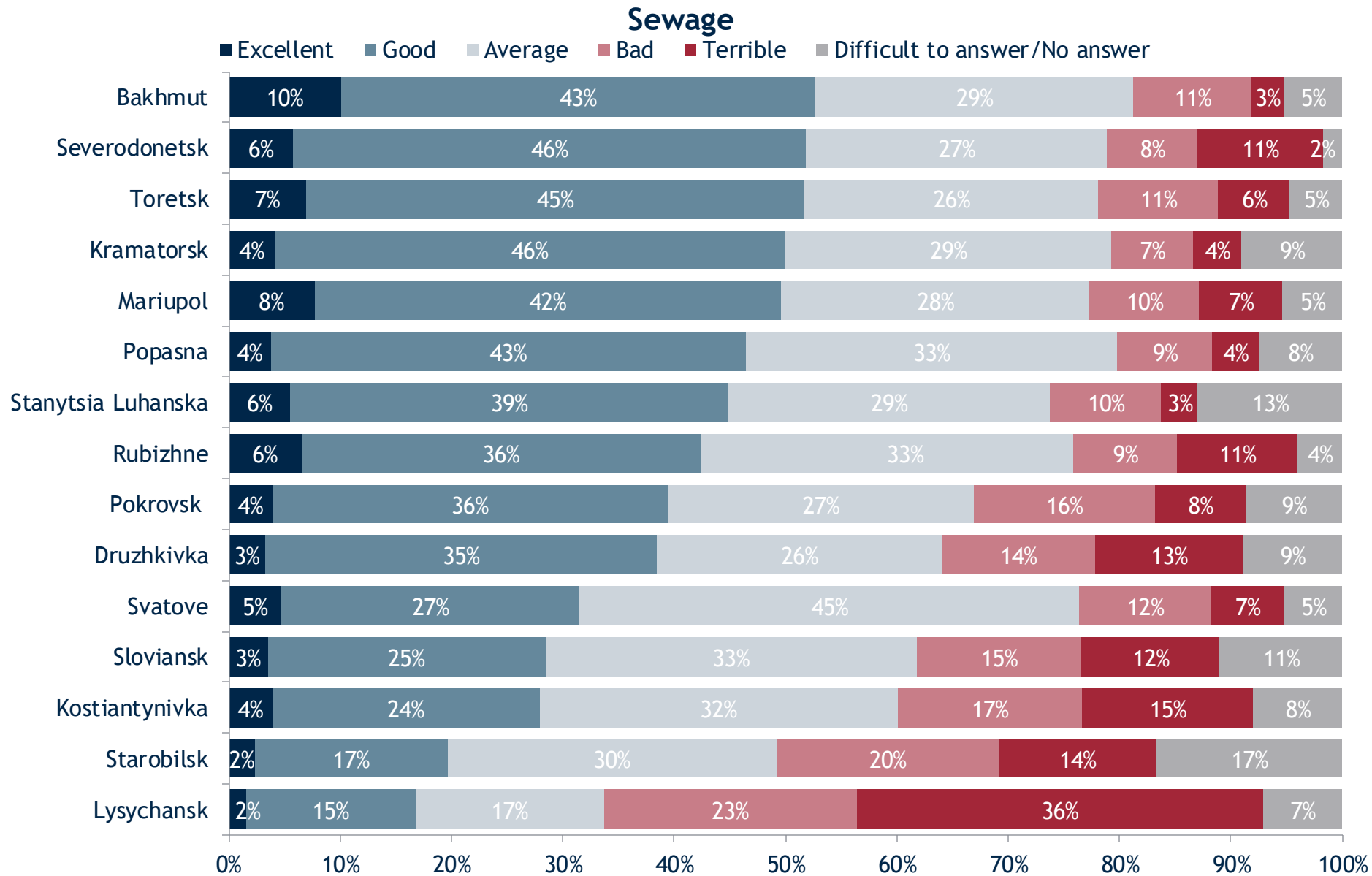
How would you rate the quality of each of the following public goods and services that are available in your local community?

Police activities

■ Excellent ■ Good ■ Average ■ Bad ■ Terrible ■ Difficult to answer/No answer



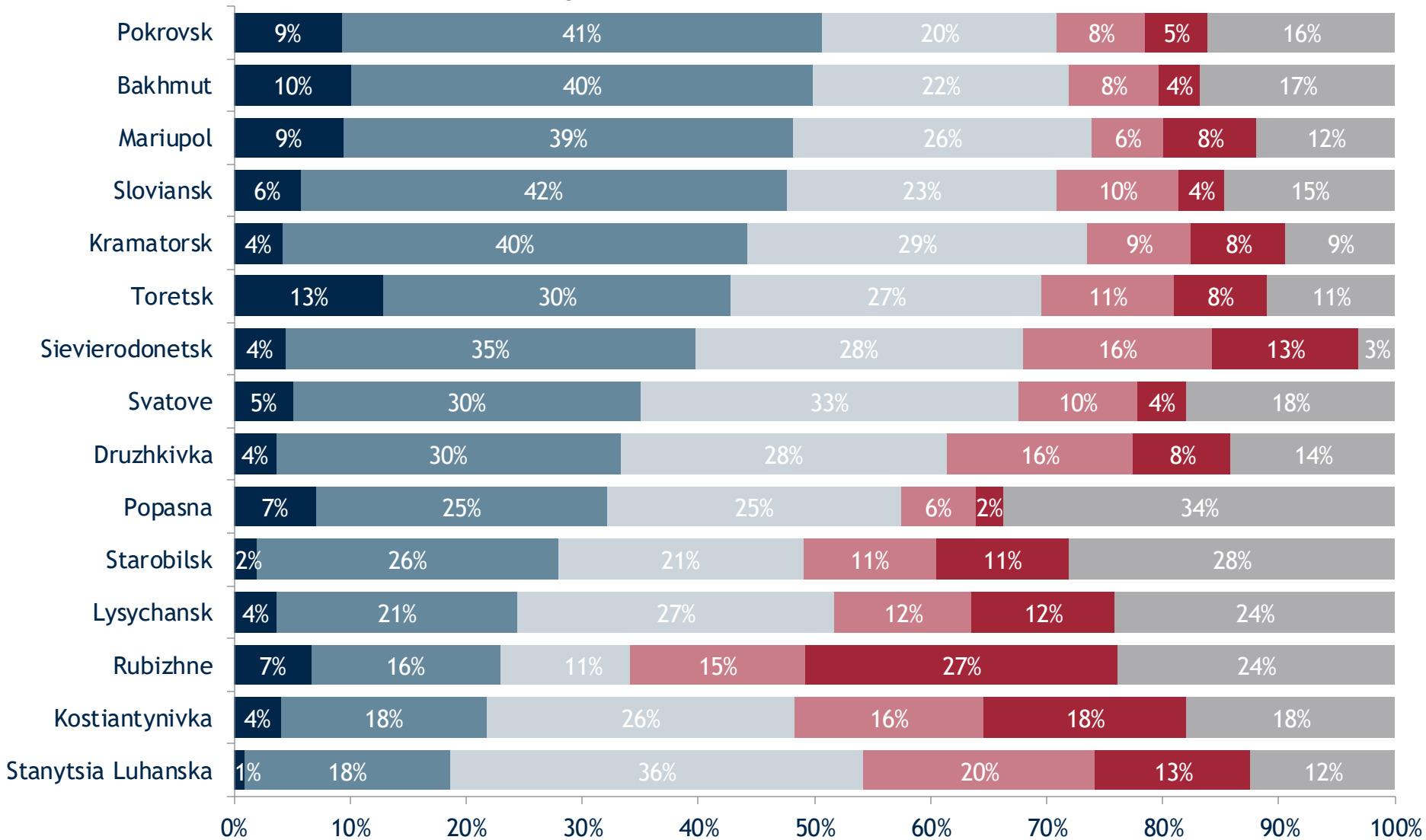
How would you rate the quality of each of the following public goods and services that are available in your local community?



How would you rate the quality of each of the following public goods and services that are available in your local community?

Heating

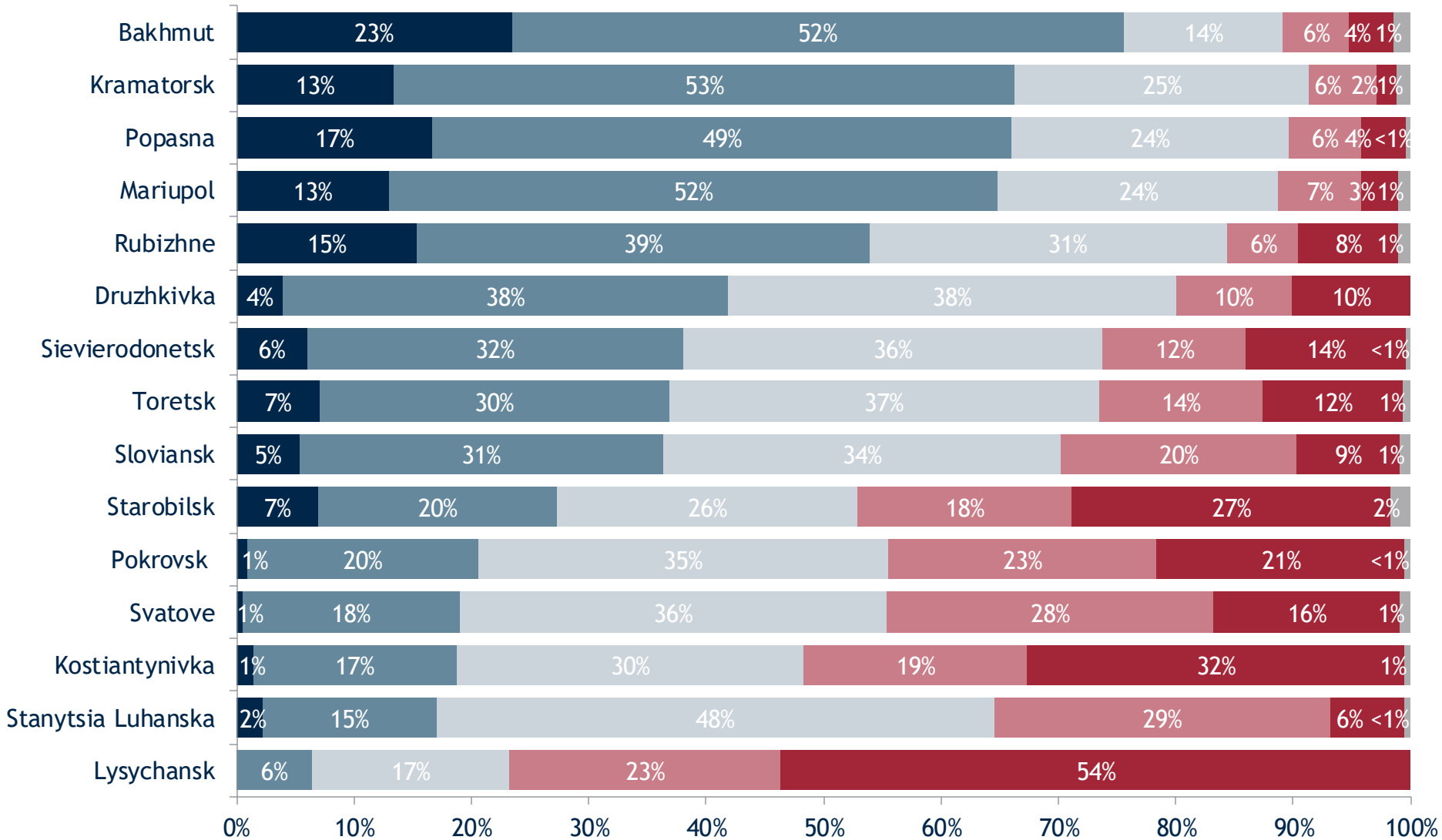
■ Excellent ■ Good ■ Average ■ Bad ■ Terrible ■ Difficult to answer/No answer



How would you rate the quality of each of the following public goods and services that are available in your local community?

Roads

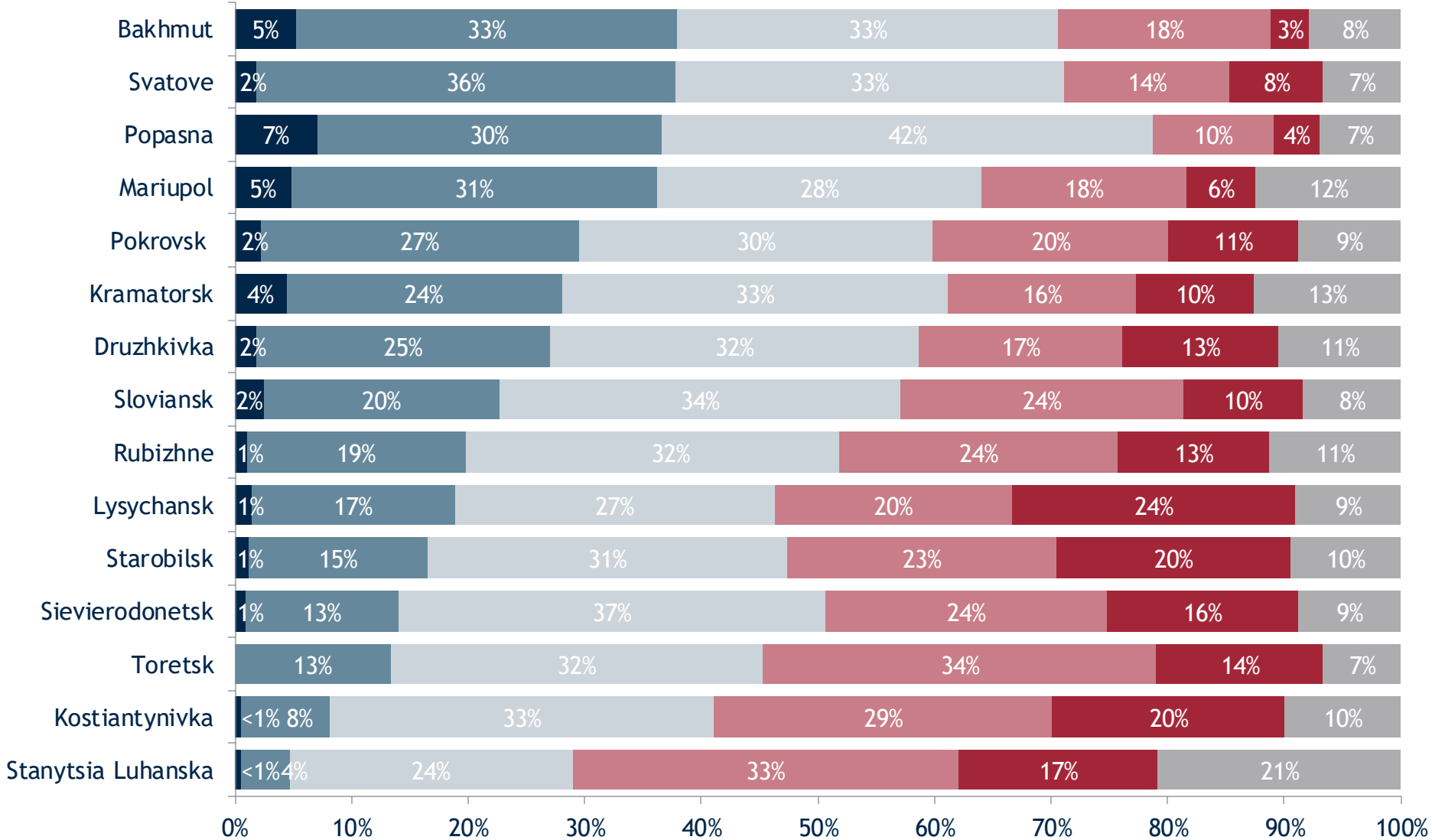
■ Excellent ■ Good ■ Average ■ Bad ■ Terrible ■ Difficult to answer/No answer



How would you rate the quality of each of the following public goods and services that are available in your local community?

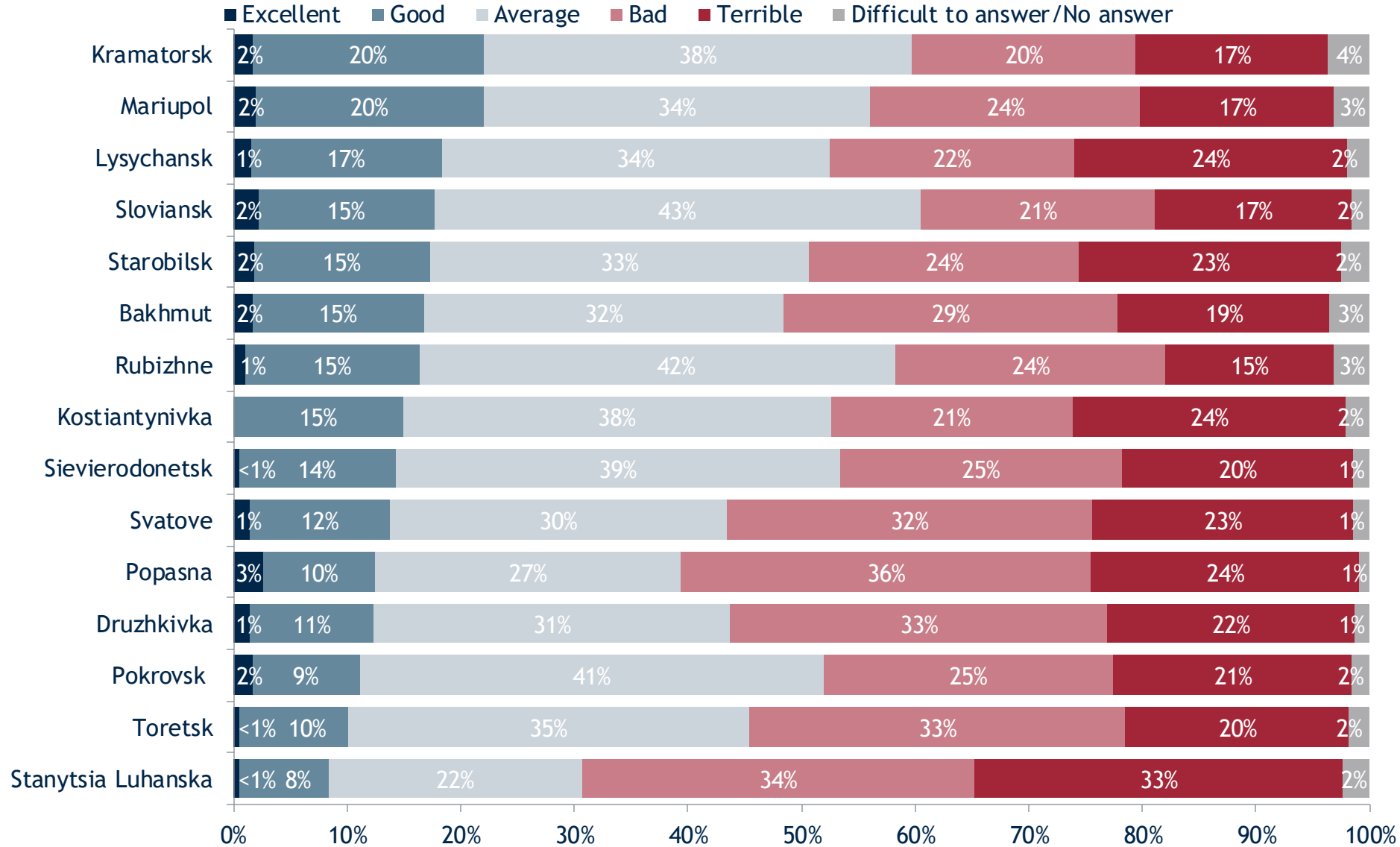
Accessibility for persons with disabilities

■ Excellent ■ Good ■ Average ■ Bad ■ Terrible ■ Difficult to answer/No answer



How would you rate the quality of each of the following public goods and services that are available in your local community?

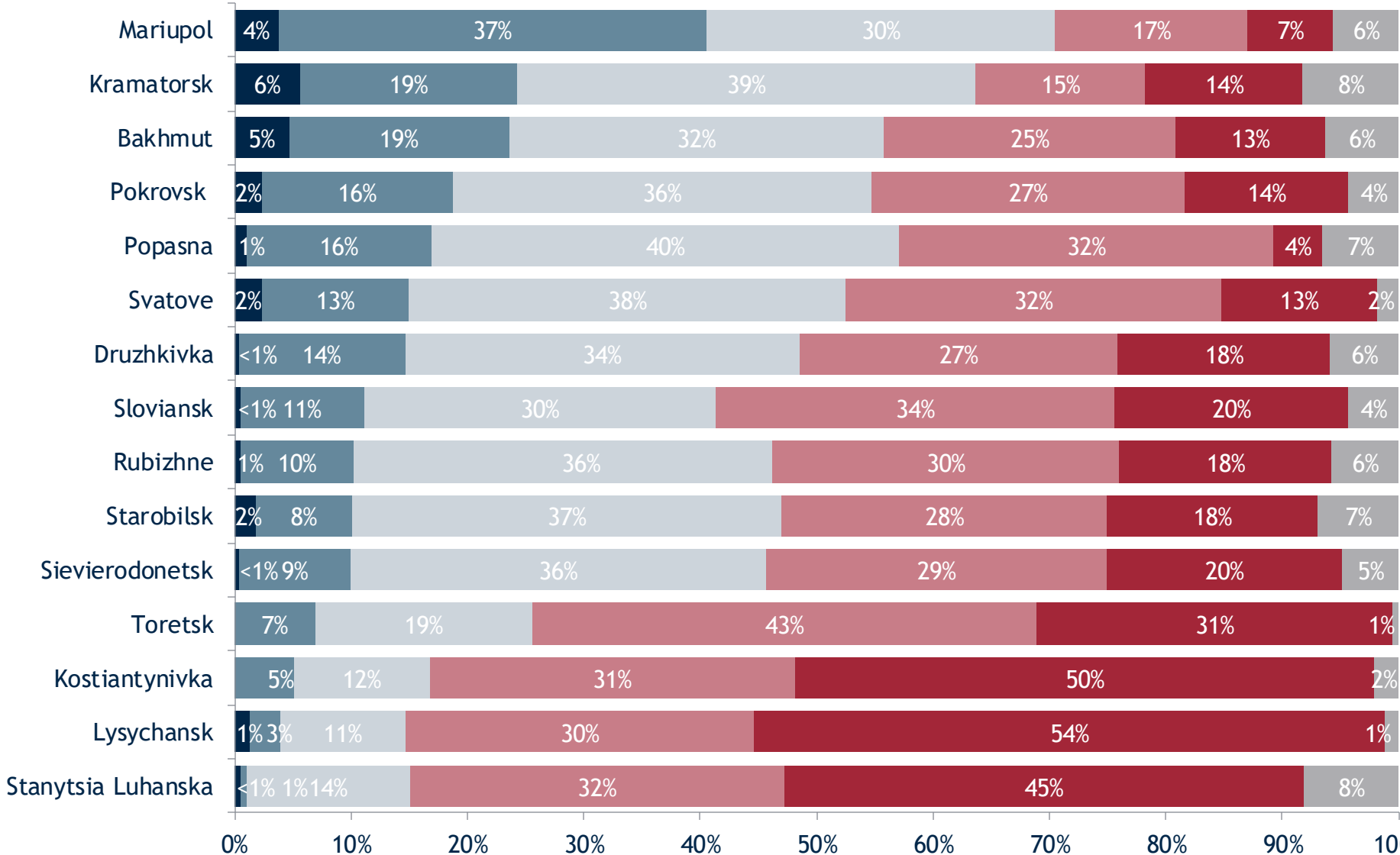
Medical institutions



How would you rate the quality of each of the following public goods and services that are available in your local community?

Economic development

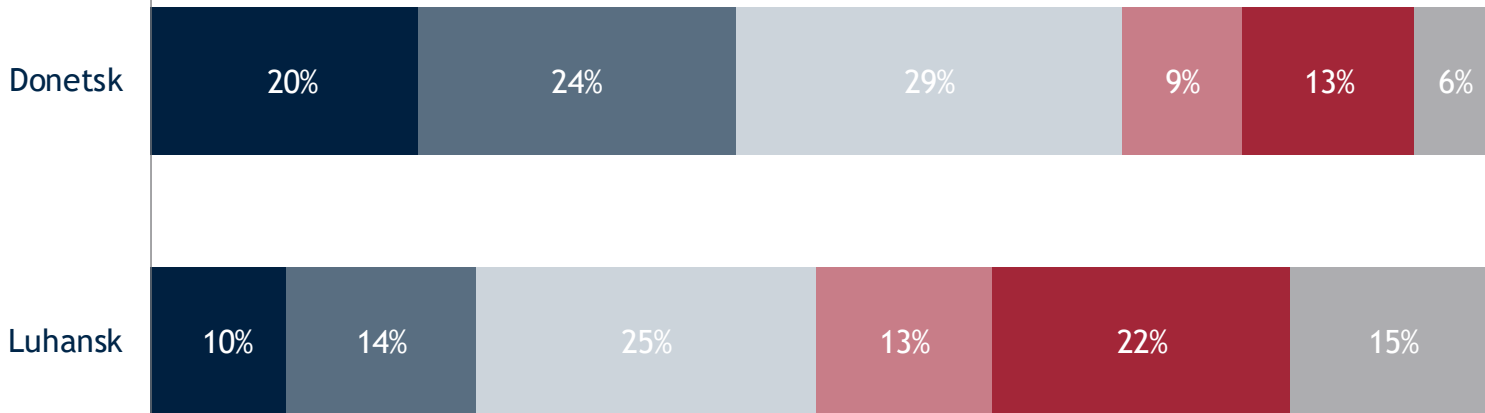
■ Excellent ■ Good ■ Average ■ Bad ■ Terrible ■ Difficult to answer/No answer



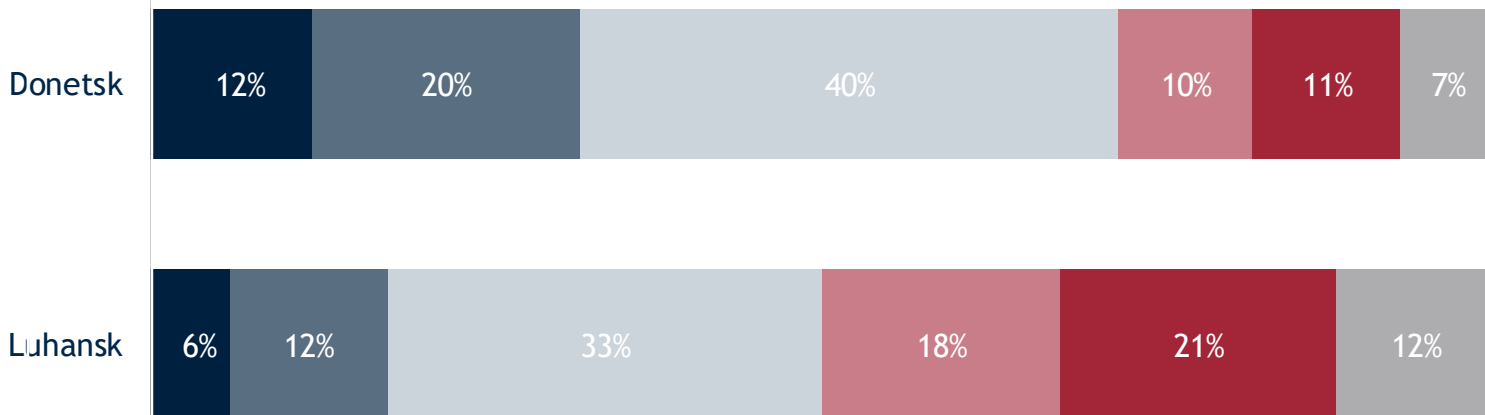
To what degree are you satisfied or dissatisfied with the activities of the council and chief official of your local community?

- Strongly satisfied
- Somewhat satisfied
- Neither satisfied nor dissatisfied
- Somewhat dissatisfied
- Strongly dissatisfied
- Difficult to answer/No answer

Chief Official



Council

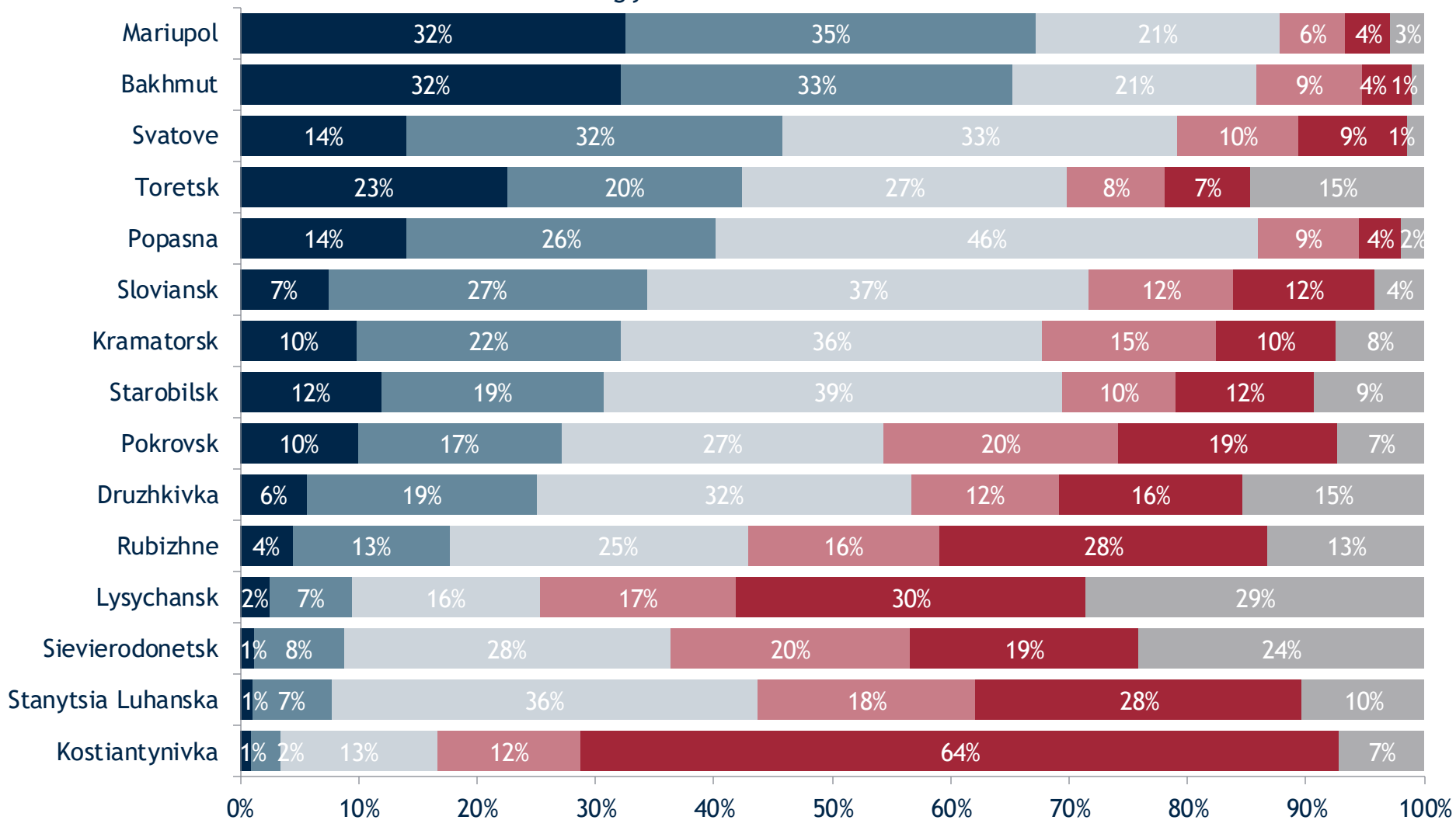


0% 10% 20% 30% 40% 50% 60% 70% 80% 90% 100%

To what degree are you satisfied or dissatisfied with the activities of the council and chief official of your local community?

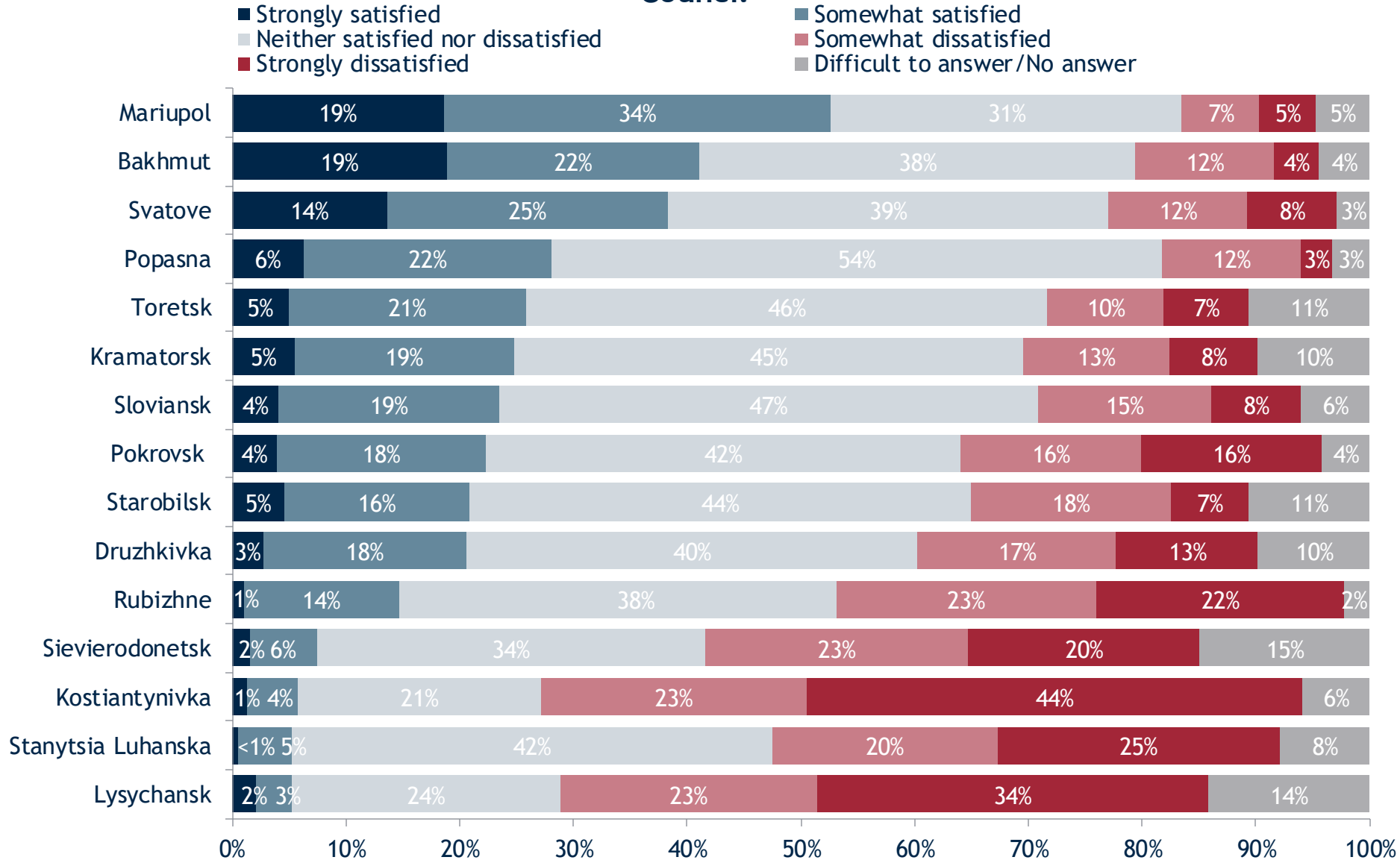
Chief Official

- Strongly satisfied
- Somewhat satisfied
- Neither satisfied nor dissatisfied
- Somewhat dissatisfied
- Strongly dissatisfied
- Difficult to answer /No answer



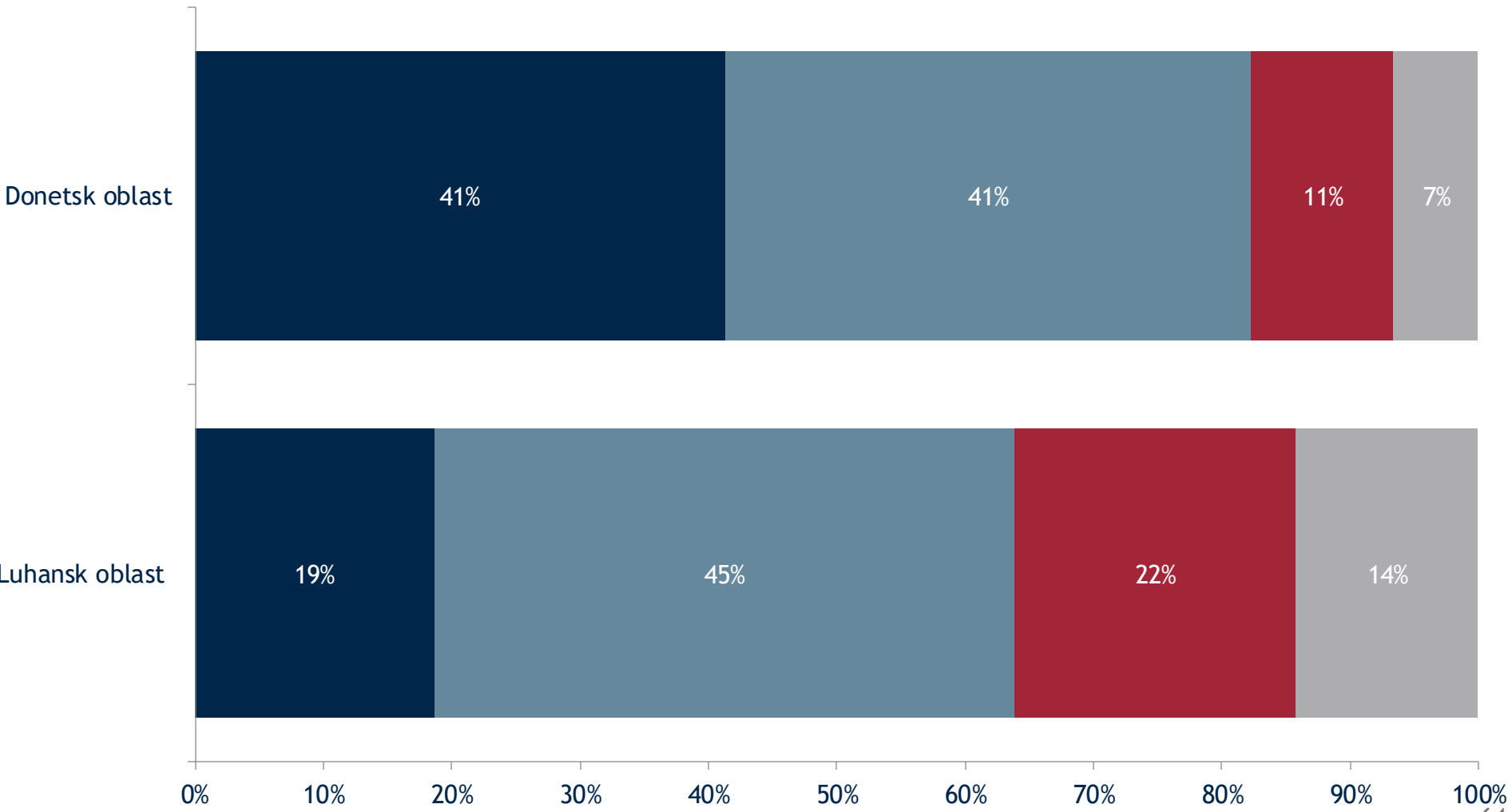
To what degree are you satisfied or dissatisfied with the activities of the council and chief official of your local community?

Council



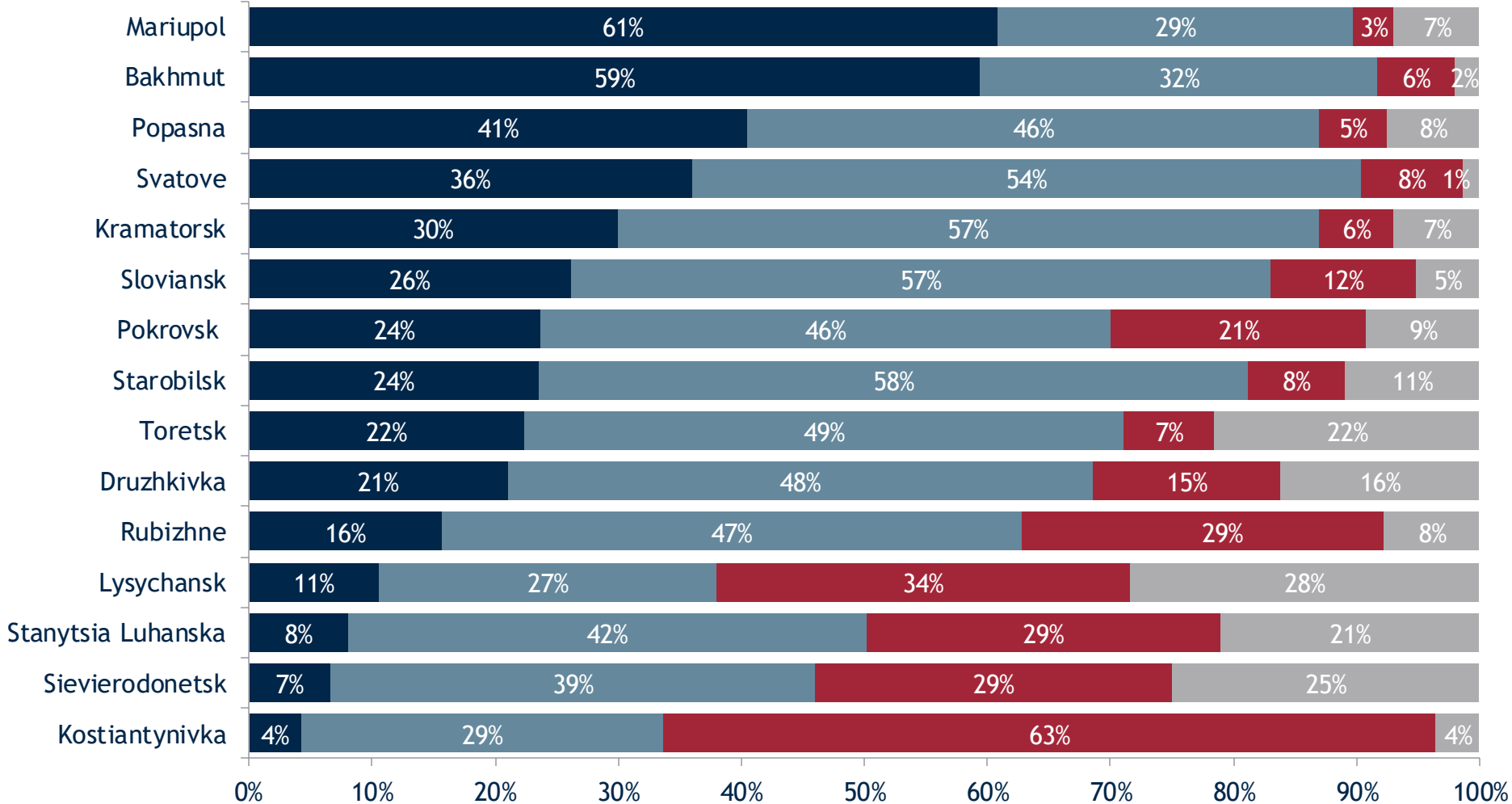
In your opinion, which of the following best reflects your attitude toward the chief official of your local community?

- They should be re-elected for the next term
- They should be given the opportunity to finalize their term and be replaced for the next term
- They should be removed from power as soon as possible
- Difficult to answer /No answer



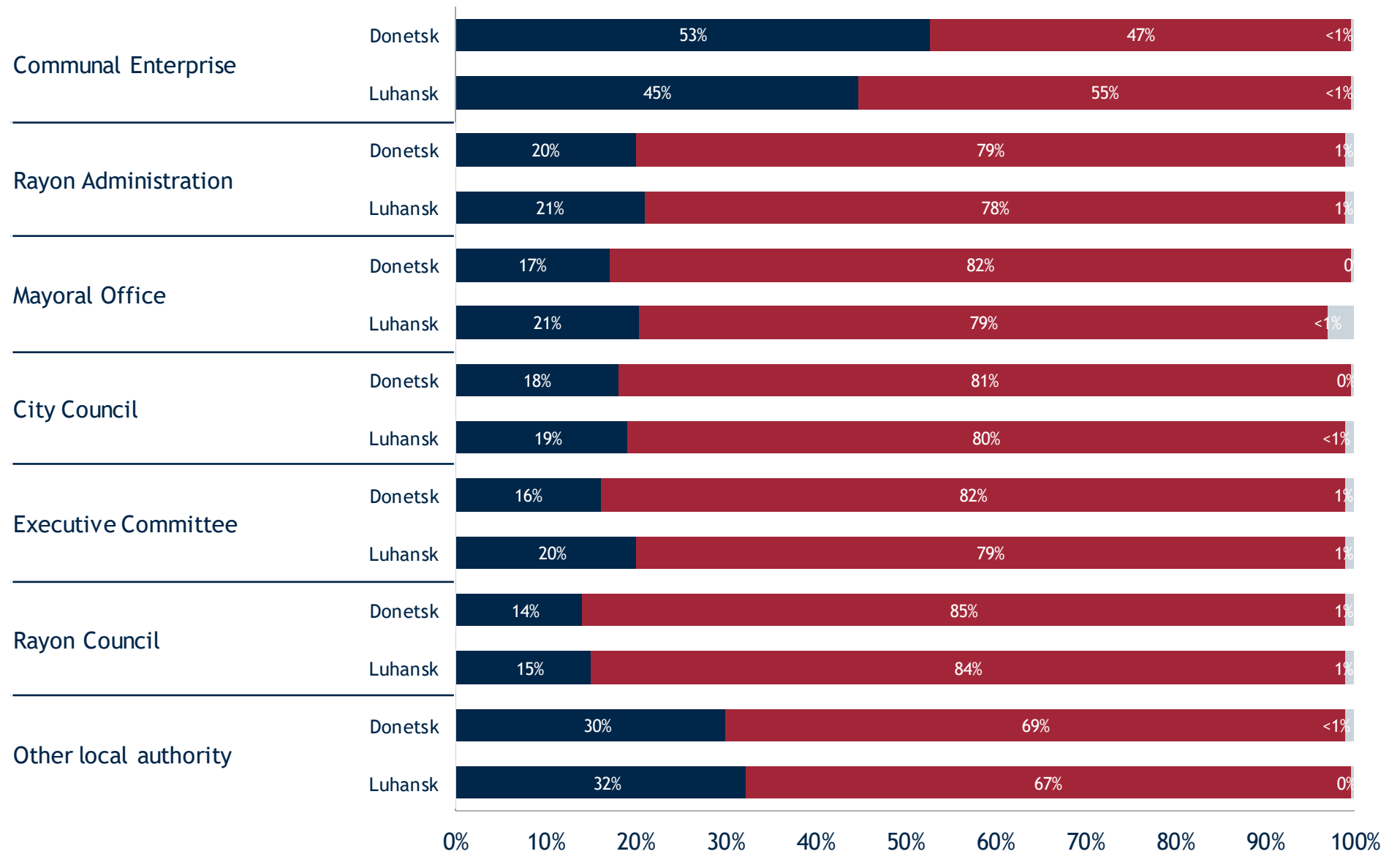
In your opinion, which of the following best reflects your attitude toward the chief official of your local community?

- They should be re-elected for the next term
- They should be given the opportunity to finalize their term and be replaced for the next term
- They should be removed from power as soon as possible
- Difficult to answer /No answer



In the past two years, have you had to interact with the following local authorities?

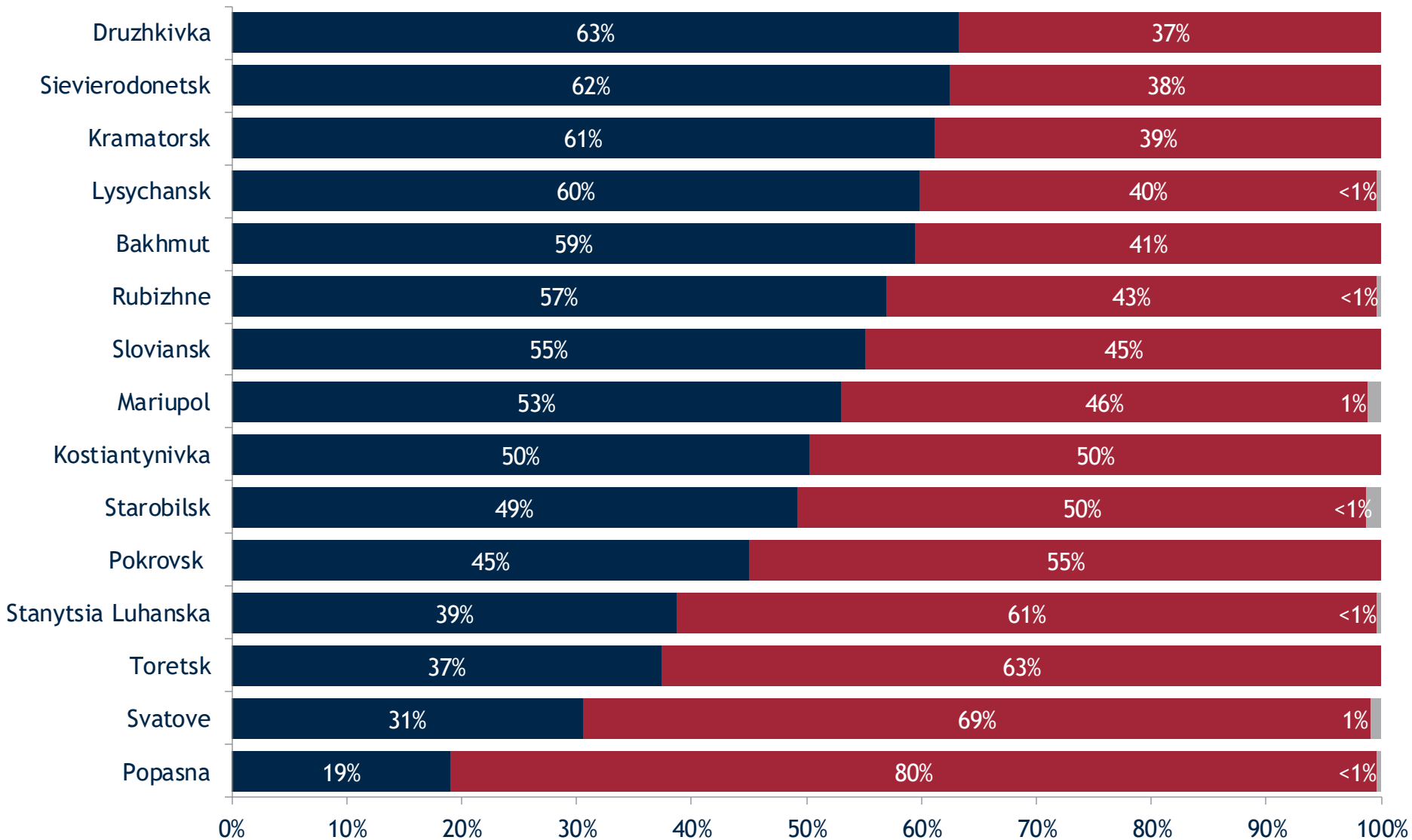
■ Yes
 ■ No
 ■ Difficult to answer/No answer



In the past two years, have you had to interact with the following local authorities?

Communal Enterprise

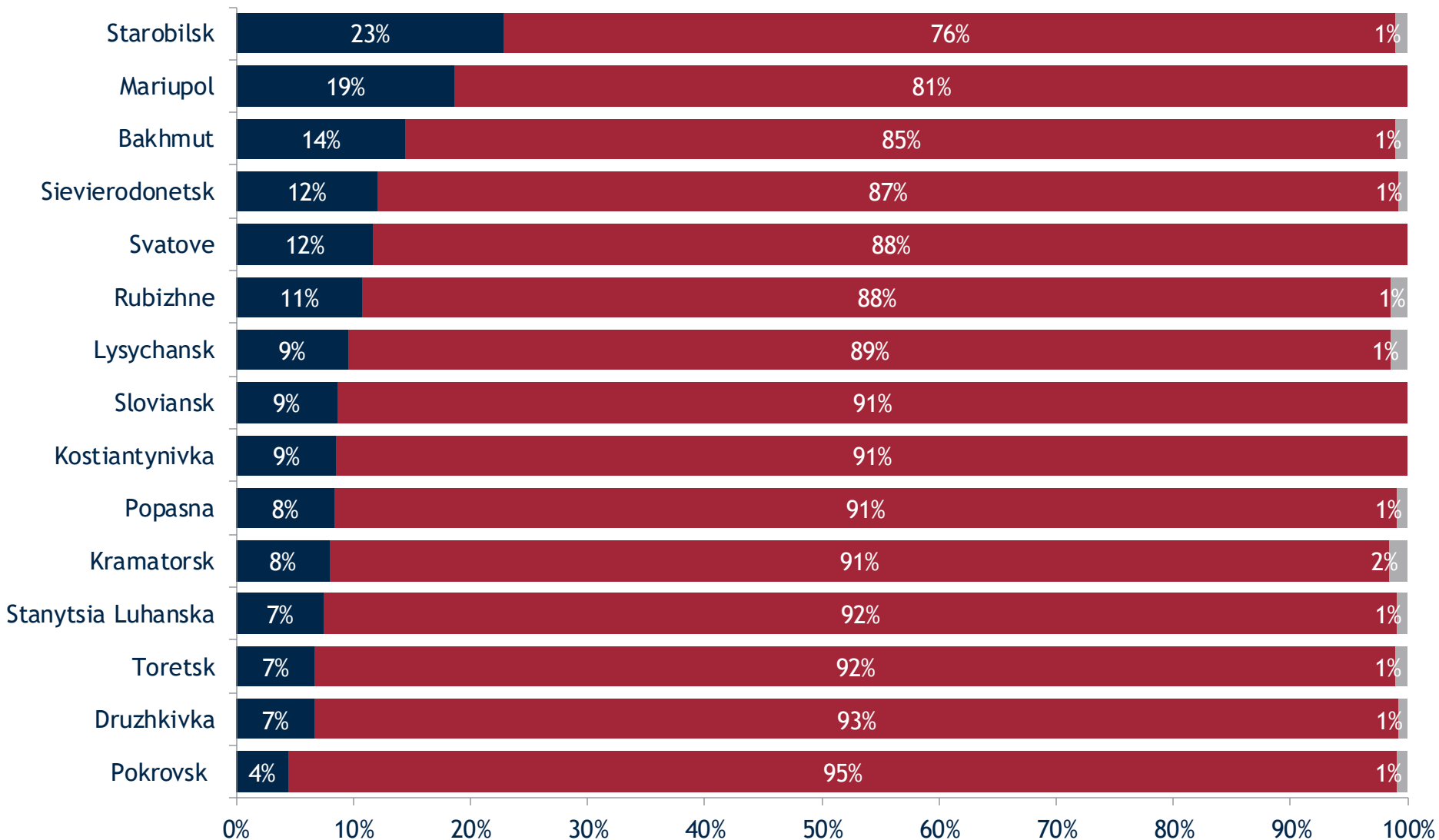
■ Yes ■ No ■ Difficult to answer / No answer



In the past two years, have you had to interact with the following local authorities?

Rayon Administration

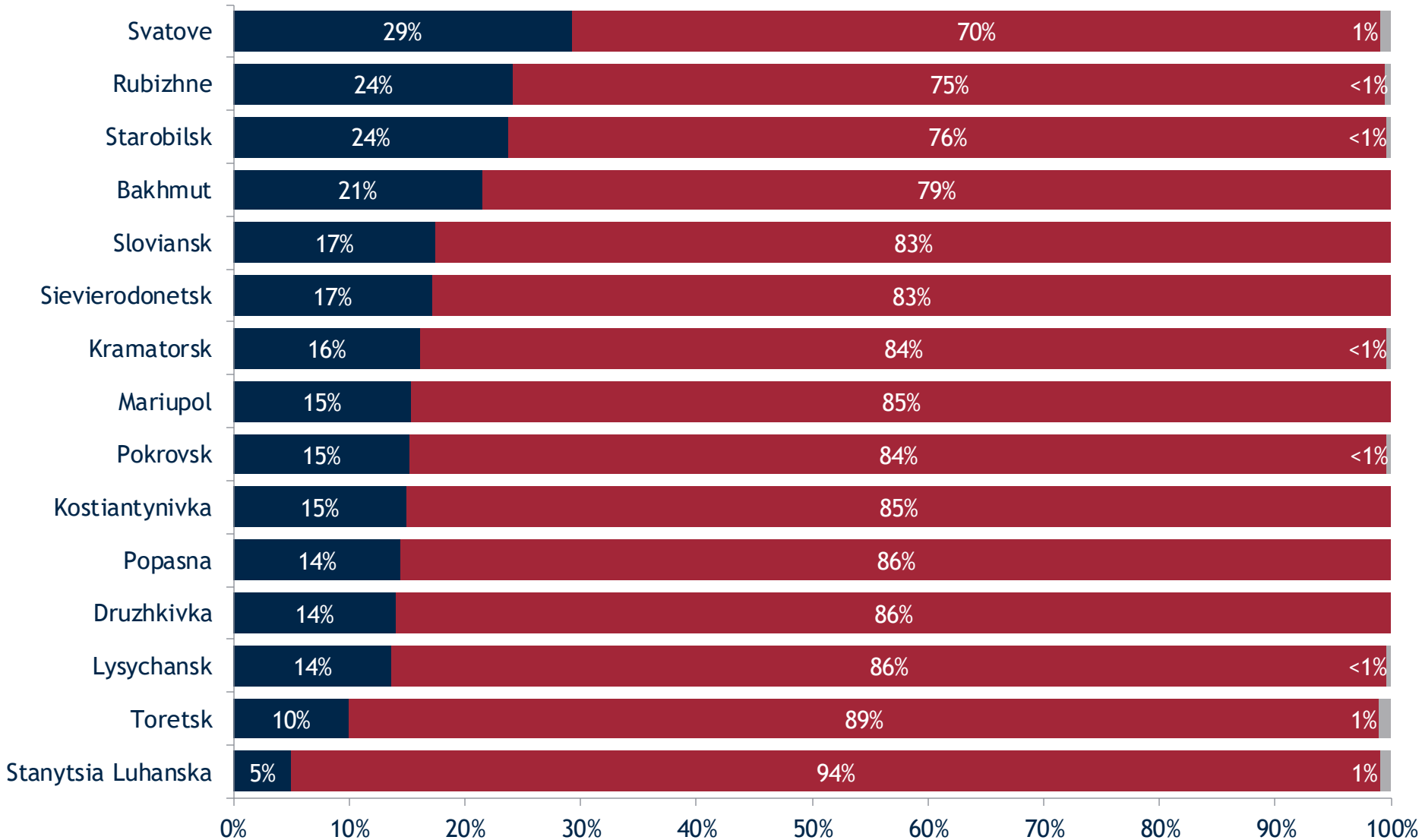
■ Yes ■ No ■ Difficult to answer/No answer



In the past two years, have you had to interact with the following local authorities?

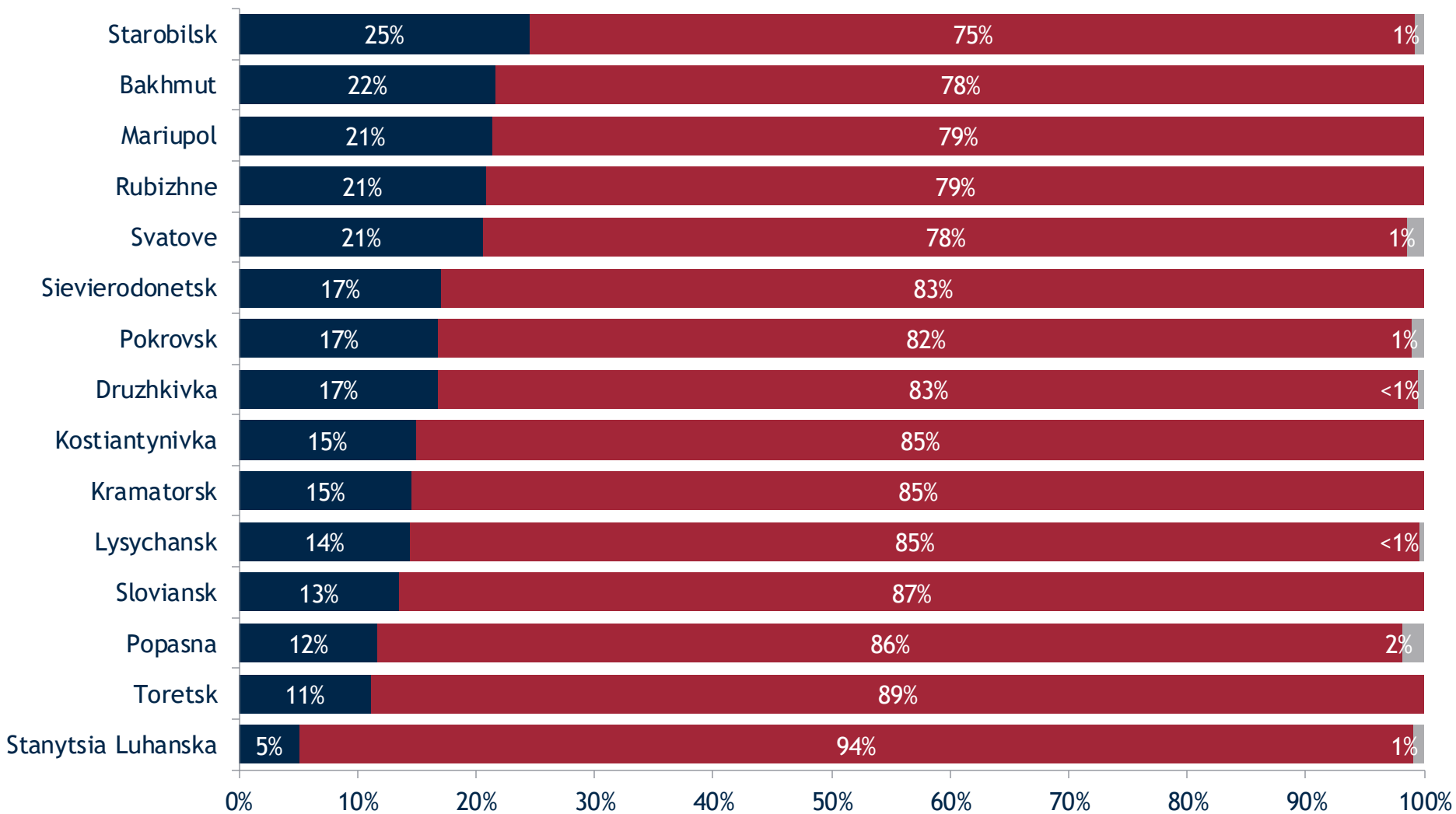
Mayoral Office

■ Yes ■ No ■ Difficult to answer/No answer



In the past two years, have you had to interact with the following local authorities? City Council

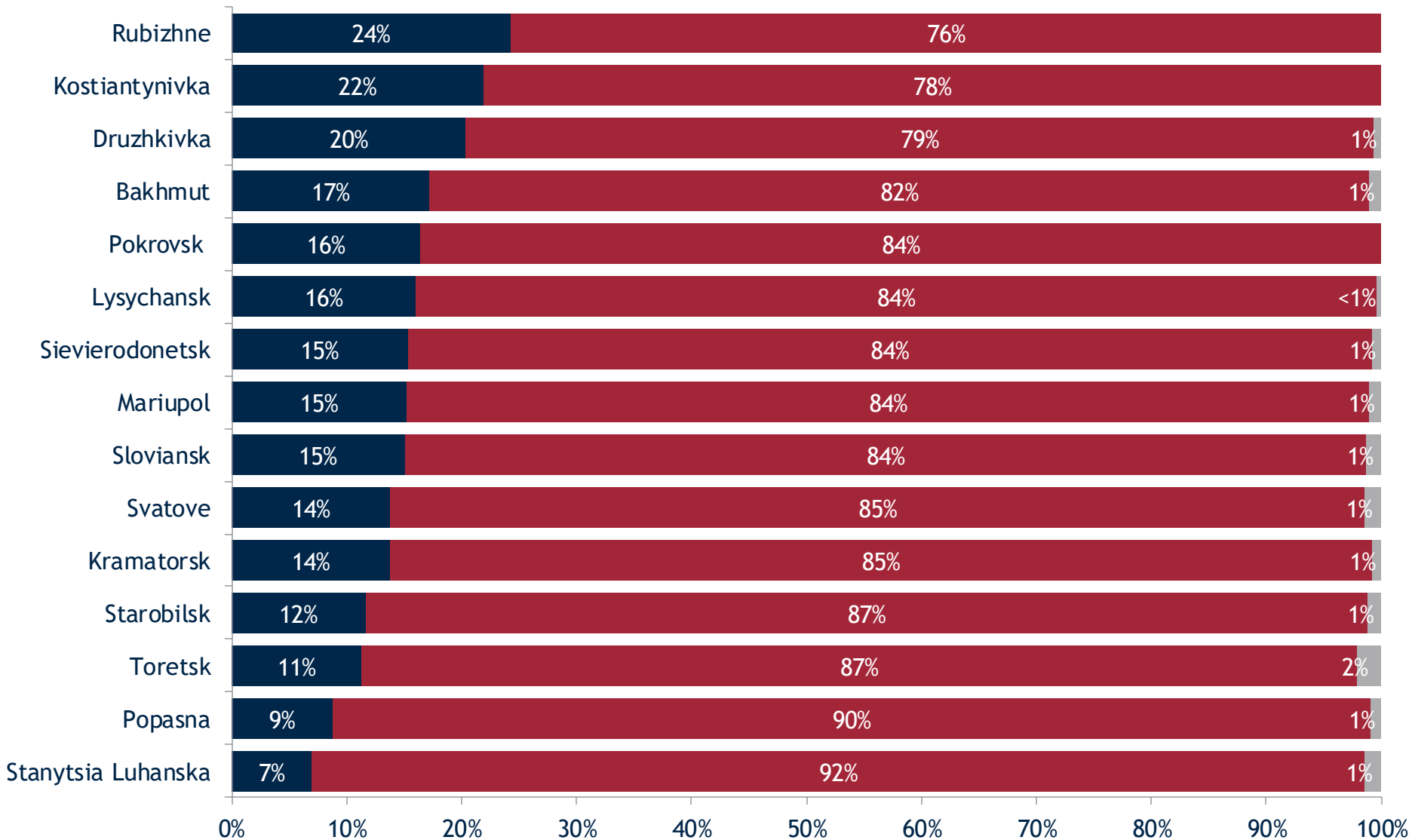
■ Yes ■ No ■ Difficult to answer/No answer



In the past two years, have you had to interact with the following local authorities?

Executive Committee

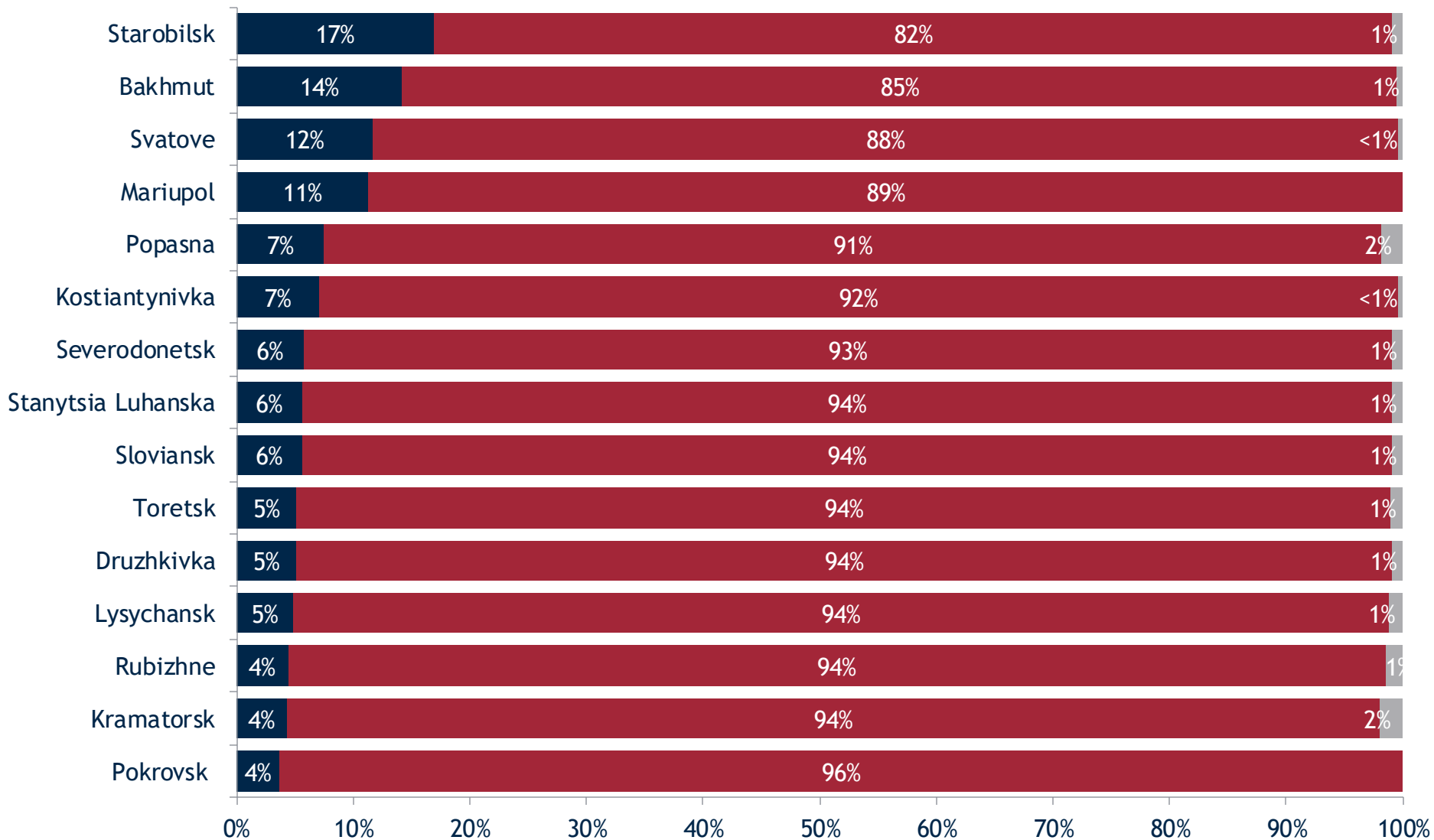
■ Yes ■ No ■ Difficult to answer/No answer



In the past two years, have you had to interact with the following local authorities?

Rayon Council

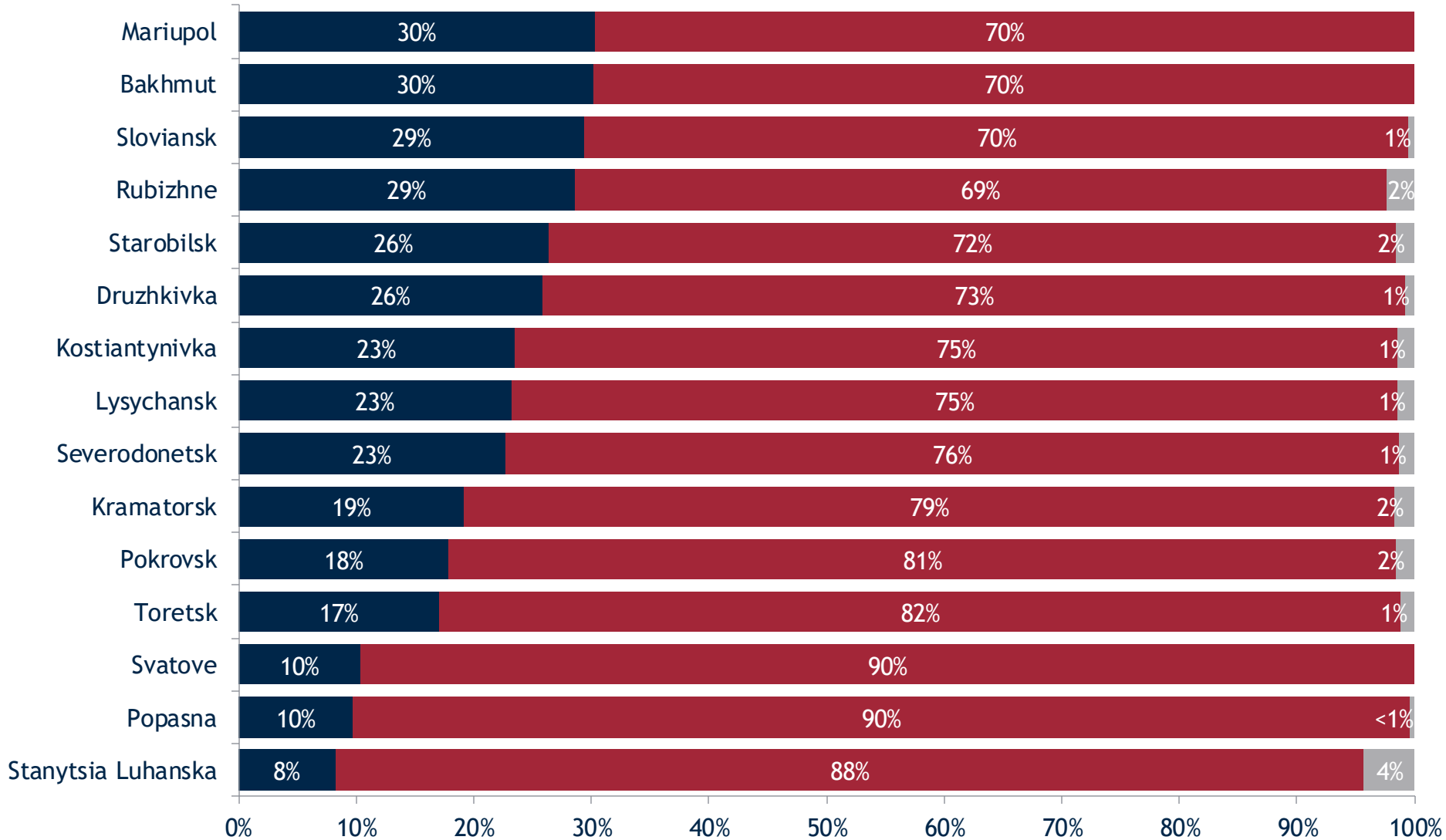
■ Yes ■ No ■ Difficult to answer/No answer



In the past two years, have you had to interact with the following local authorities?

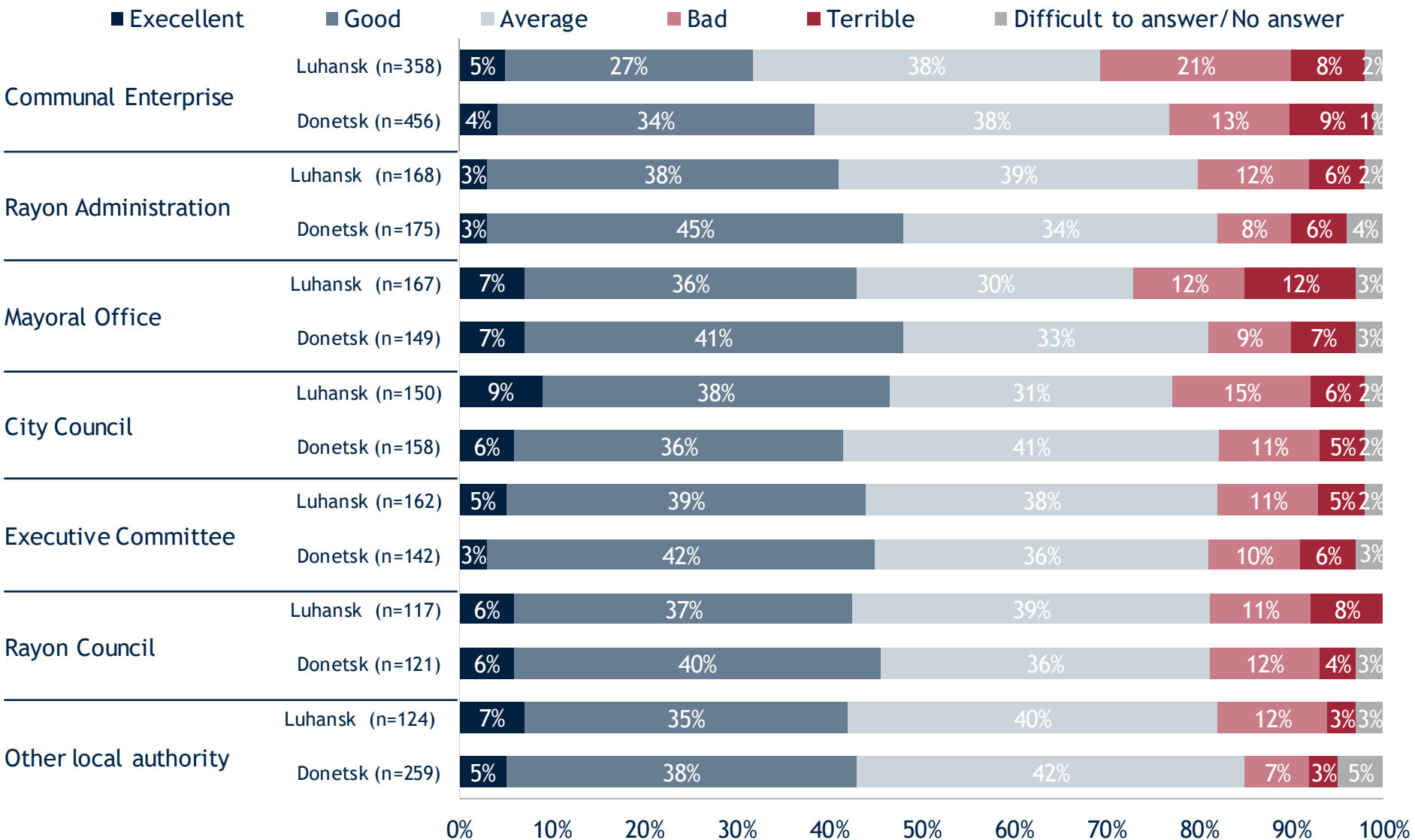
Other local authority

■ Yes ■ No ■ Difficult to answer/No answer



How would you rate the average level of service you receive from the local authorities?

Among those who interacted with this local authority in the past two years





Political and Social Engagement

Do you plan to vote in the local elections scheduled for October 2020

Among those who are 18+

- Definitely yes
- Probably yes
- Probably no
- Definitely no
- I am not registered, but I will write an application to change my voting address
- I am not registered, and I am not going to write an application to change my voting address
- Difficult to answer/No answer

Donetsk oblast
(n=857)



Luhansk oblast
(n=791)

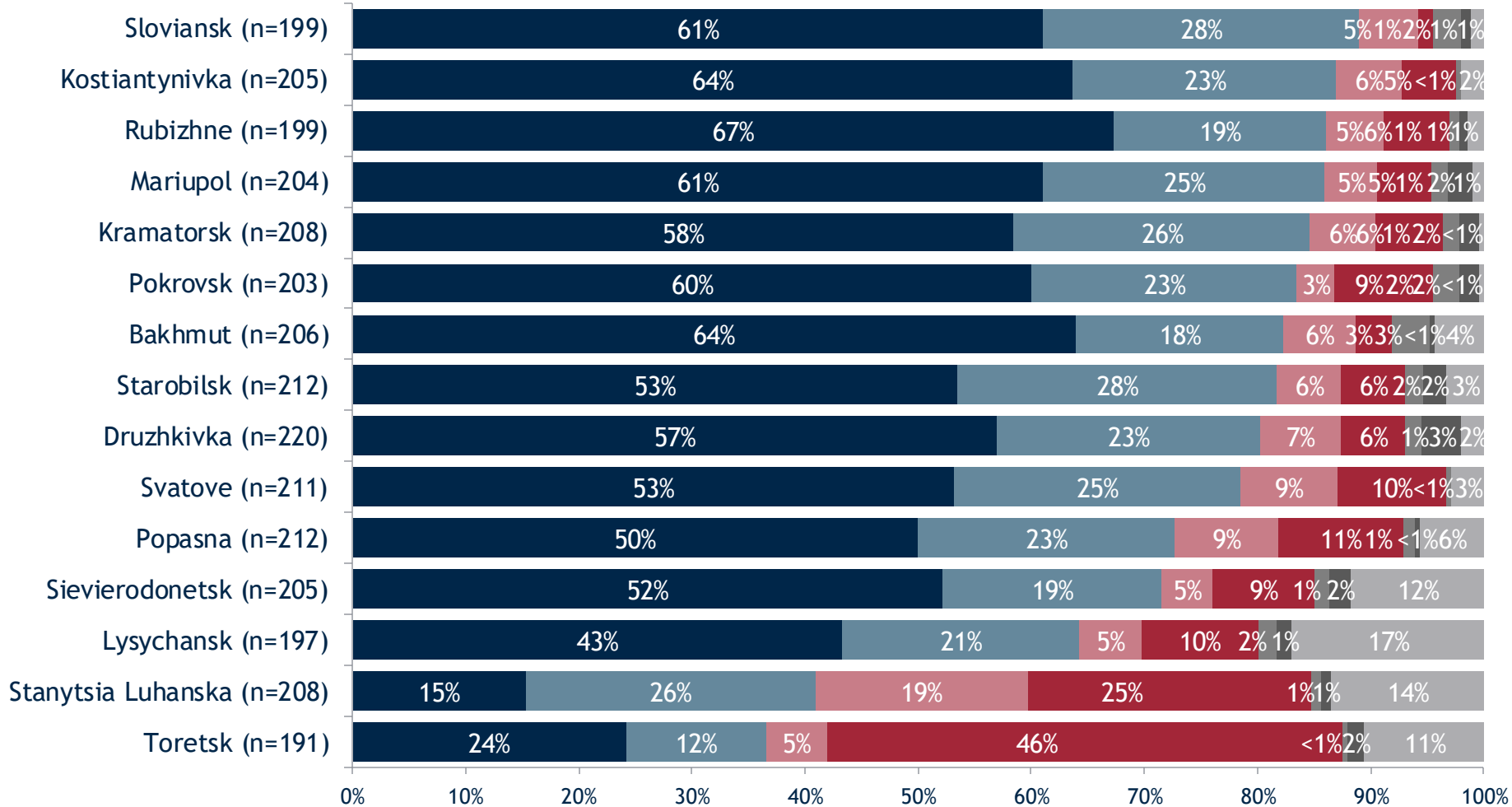


0% 10% 20% 30% 40% 50% 60% 70% 80% 90% 100%

Do you plan to vote in the local elections scheduled for October 2020

Among those who are 18+

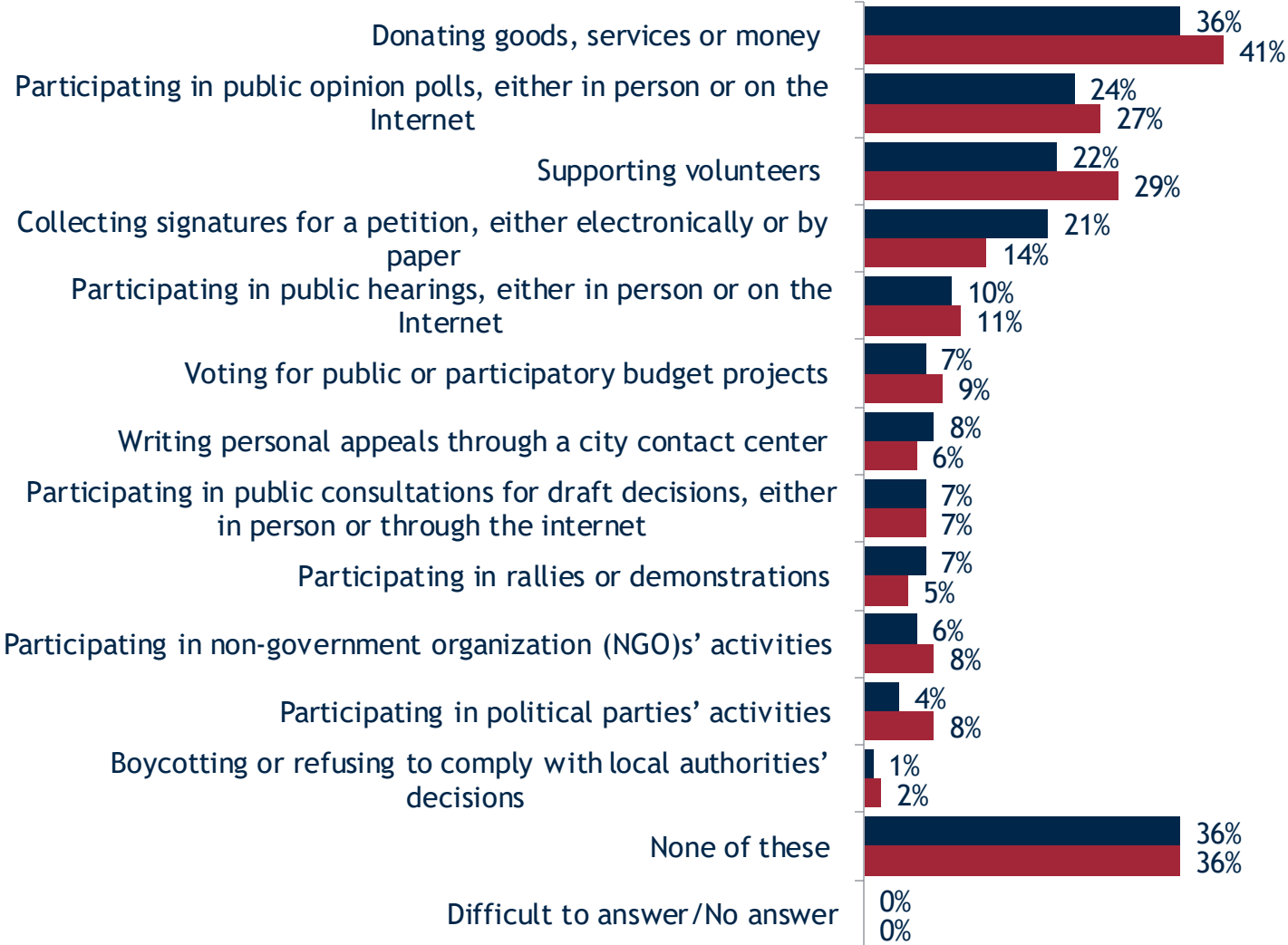
- Definitely yes
- Probably yes
- Probably no
- Definitely no
- I am not registered, but I will write an application to change my voting address
- I am not registered, and I am not going to write an application to change my voting address



Which, if any, of the following activities have you participated in over the last two years?

Multiple responses accepted

■ Donetsk ■ Luhansk



Which, if any, of the following activities have you participated in, over the last two years?

Multiple responses accepted

	Kramatorsk	Mariupol	Sievierodonetsk	Sloviansk	Lysychansk	Rubizhne	Druhivkivka	Kostiantynivka	Bakhmut	Pokrovs'k	Toretsk	Starobilsk	Stanytsia Luhanska	Popasna	Svatove
Writing personal appeals through a city contact center	6%	15%	7%	3%	3%	5%	6%	5%	4%	29%	3%	6%	1%	1%	3%
Collecting signatures for a petition, either electronically or by paper	24%	24%	23%	27%	21%	16%	27%	18%	18%	18%	10%	17%	5%	4%	3%
Participating in public hearings, either in person or on the Internet	6%	8%	10%	15%	10%	18%	10%	7%	8%	13%	3%	11%	3%	3%	3%
Participating in public consultations for draft decisions, either in person or through the internet	7%	8%	10%	10%	7%	7%	6%	5%	6%	8%	4%	8%	1%	2%	2%
Participating in public opinion polls, either in person or on the Internet	32%	25%	34%	31%	29%	28%	26%	23%	25%	32%	13%	30%	11%	7%	8%
Voting for public or participatory budget projects	8%	8%	17%	16%	2%	5%	7%	4%	5%	7%	2%	6%	1%	0%	1%
Participating in rallies or demonstrations	10%	11%	6%	6%	9%	10%	7%	10%	4%	8%	8%	7%	1%	0%	1%
Boycotting or refusing to comply with local authorities' decisions	0%	0%	4%	1%	1%	2%	1%	2%	0%	3%	1%	1%	1%	0%	0%
Participating in non-government organization (NGO)s' activities	7%	8%	8%	6%	6%	11%	6%	5%	9%	2%	3%	11%	2%	1%	1%
Participating in political parties' activities	6%	4%	3%	4%	5%	10%	4%	7%	5%	4%	3%	5%	1%	0%	3%
Supporting volunteers	26%	25%	33%	26%	27%	30%	29%	16%	22%	20%	17%	43%	9%	11%	11%
Donating goods, services or money	42%	40%	56%	42%	43%	46%	40%	37%	39%	37%	29%	50%	19%	12%	12%
None of these	39%	35%	24%	29%	38%	30%	35%	38%	37%	31%	60%	30%	62%	78%	76%
Difficult to answer/No answer	0%	0%	0%	0%	0%	0%	0%	0%	0%	0%	0%	0%	3%	0%	4%



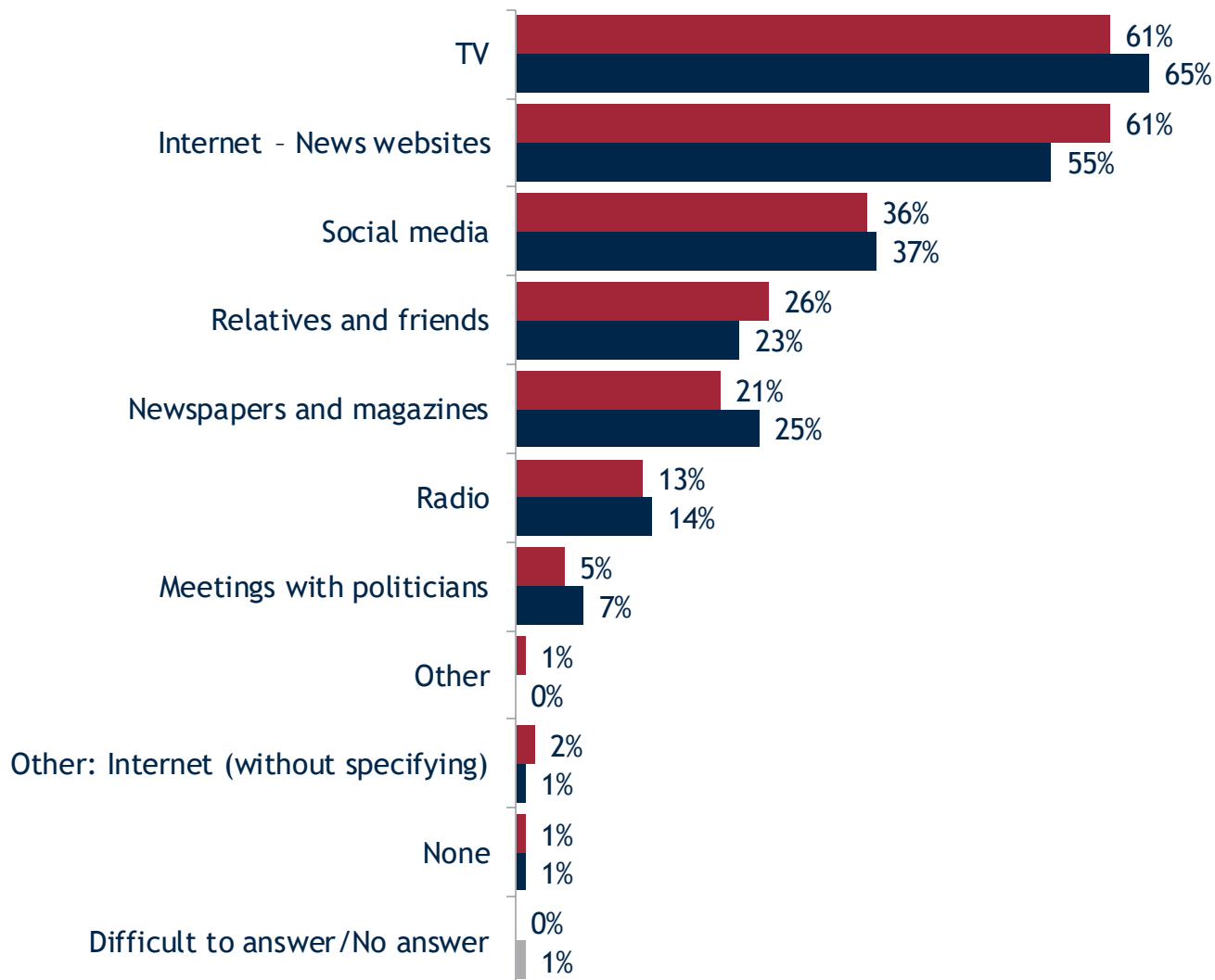
Information and Media Environment



Which of these sources of information do you use for obtaining political information?

Multiple responses accepted

■ Donetsk ■ Luhansk



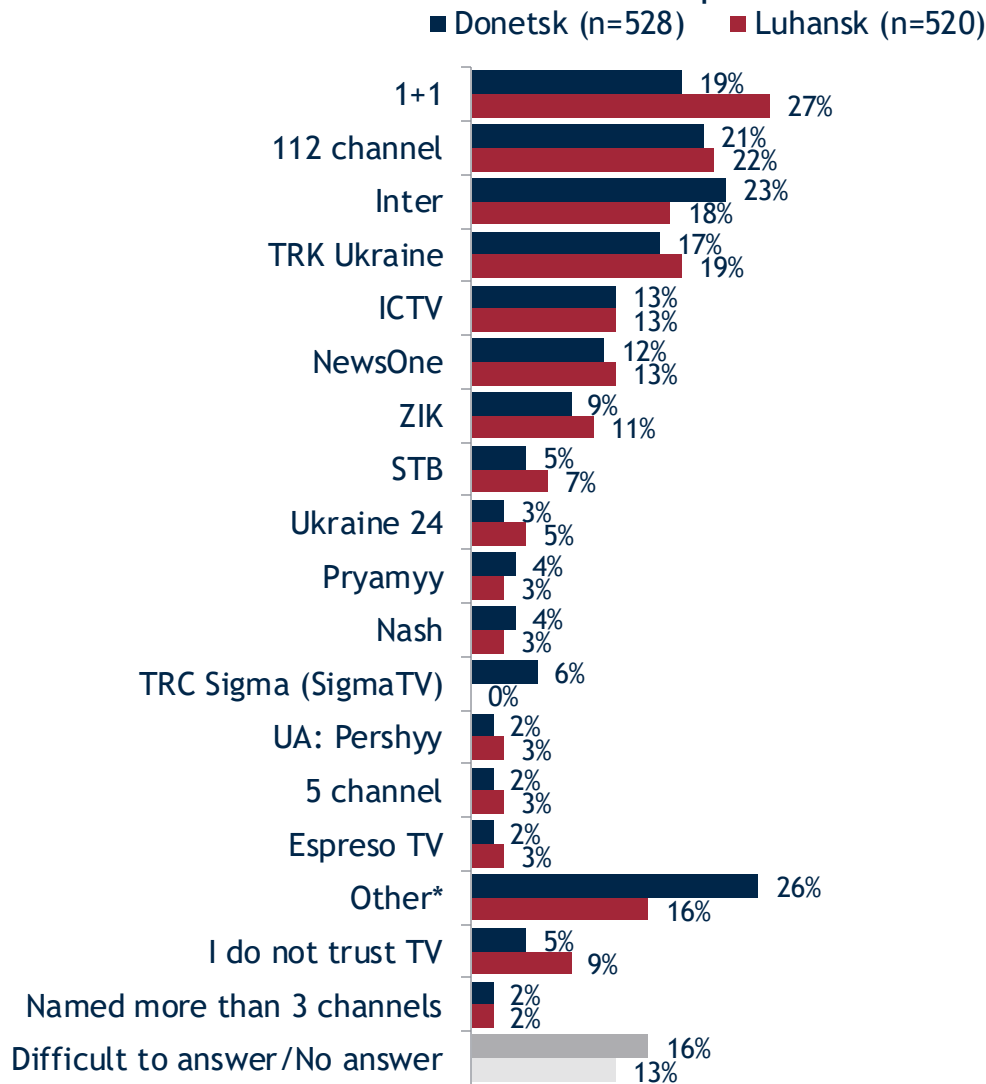
Which of these sources of information do you use for obtaining political information?

Multiple responses accepted

	Kramatorsk	Mariupol	Sievierodonetsk	Sloviansk	Lysychansk	Rubizhne	Druzhkivka	Kostiantynivka	Bakhmut	Pokrovsk	Toretsk	Starobilsk	Stanytsia Luhanska	Popasna	Svatove
TV	49%	53%	62%	52%	63%	60%	56%	62%	53%	63%	46%	58%	48%	61%	67%
Radio	12%	6%	11%	8%	12%	15%	11%	12%	12%	6%	12%	14%	17%	10%	17%
Newspapers and magazines	27%	18%	17%	20%	13%	22%	16%	21%	25%	13%	12%	22%	4%	18%	22%
Internet - News websites	63%	60%	62%	65%	65%	65%	75%	65%	68%	63%	64%	63%	50%	47%	49%
Social media	25%	30%	34%	40%	35%	34%	30%	38%	34%	36%	38%	36%	28%	29%	23%
Meetings with politicians	6%	4%	3%	6%	5%	12%	4%	9%	5%	5%	1%	6%	3%	2%	3%
Relatives and friends	22%	23%	28%	15%	20%	22%	26%	21%	24%	17%	16%	29%	26%	21%	17%
Other	0%	1%	2%	0%	0%	0%	1%	0%	1%	1%	1%	1%	1%	0%	0%
Other: Internet (without specifying)	1%	2%	0%	0%	1%	2%	1%	1%	1%	1%	1%	2%	0%	1%	0%
None	2%	1%	0%	1%	0%	1%	0%	0%	1%	3%	1%	2%	4%	1%	0%
Difficult to answer/No answer	1%	0%	0%	0%	0%	0%	0%	0%	0%	0%	1%	0%	0%	1%	0%

Which specific channels do you trust for information on political developments in your local community?

Among those who cited TV as a source of political information, spontaneous response, up to three responses accepted



*Mentions named by less than 2% were merged into other

Which specific channels do you trust for information on political developments in your local community?*

Among those who cited TV as a source of political information, spontaneous response, up to three responses accepted

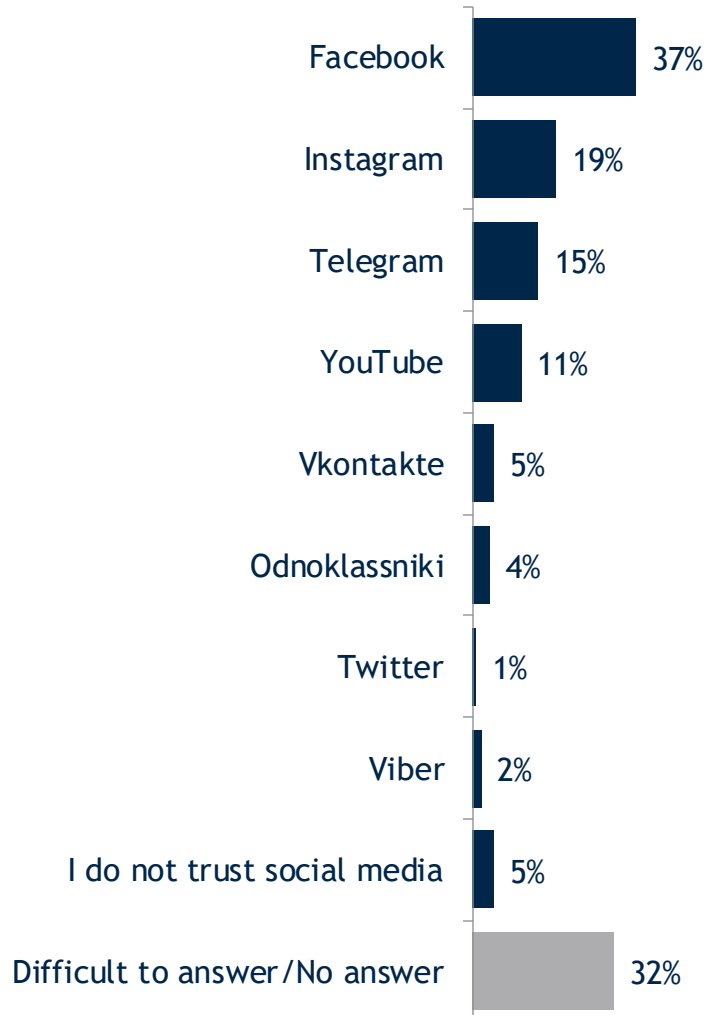
	Kramatorsk	Mariupol	Sievierodonetsk	Sloviansk	Lysychansk	Rubizhne	Druzhkivka	Kostiantynivka	Bakhmut	Pokrovsk	Toretsk	Starobilsk	Stanytsia Luhanska	Popasna	Svatove
n=	103	109	127	104	125	121	124	127	109	128	87	121	101	131	141
Inter	28%	25%	16%	25%	18%	22%	18%	15%	24%	19%	19%	27%	34%	39%	40%
1+1	12%	15%	18%	14%	24%	23%	18%	10%	18%	13%	34%	26%	41%	36%	47%
112 channel	30%	27%	32%	16%	18%	25%	27%	27%	12%	15%	14%	15%	-	-	1%
TRK Ukraine	13%	22%	17%	20%	25%	25%	20%	14%	17%	13%	19%	14%	4%	12%	3%
NewsOne	23%	15%	15%	13%	24%	18%	17%	19%	16%	15%	7%	5%	2%	4%	2%
ICTV	10%	11%	7%	18%	10%	3%	16%	11%	12%	15%	19%	13%	14%	12%	13%
ZIK	15%	9%	8%	9%	13%	14%	9%	18%	11%	10%	3%	14%	3%	2%	3%
STB	2%	5%	11%	5%	9%	7%	5%	4%	5%	8%	13%	6%	11%	4%	5%
Russian channels (Russia 1\Russia 24)	3%	2%	2%	1%	3%	4%	3%	2%	3%	1%	4%	1%	37%	7%	1%
Pryamyi	8%	4%	4%	8%	8%	6%	5%	2%	3%	6%	-	3%	-	2%	-
Nash	9%	5%	3%	-	5%	1%	5%	3%	4%	1%	1%	3%	-	1%	2%
5 channel	9%	1%	3%	5%	6%	3%	5%	4%	1%	3%	-	1%	-	-	-
Ukraine 24	1%	4%	5%	2%	3%	2%	3%	3%	1%	2%	2%	7%	1%	1%	1%
Orbita	-	-	-	-	-	-	-	-	-	22%	-	-	-	-	-
TRC Sigma (SigmaTV)	0%	14%	0%	0%	1%	0%	1%	0%	0%	0%	1%	0%	0%	0%	0%
Kapri	-	-	-	-	-	-	-	1%	-	16%	-	-	-	-	-
LOT (Luhansk Regional Television)	0%	0%	0%	0%	1%	0%	0%	0%	0%	0%	0%	0%	3%	1%	7%
Mariupol TV	0%	11%	0%	0%	0%	0%	0%	0%	1%	0%	0%	0%	0%	0%	0%
STV (Sievierodonetsk)	-	-	9%	-	-	-	-	-	-	-	1%	-	-	-	-
TV7 Mariupol	0%	7%	0%	0%	0%	0%	0%	0%	0%	0%	0%	0%	0%	0%	0%
Other	26%	18%	24%	26%	23%	23%	21%	19%	24%	20%	18%	21%	19%	19%	24%
Named more than 3 channels	2%	-	1%	-	-	-	1%	-	1%	-	-	1%	-	-	-
I do not trust TV	3%	8%	11%	11%	7%	10%	8%	9%	11%	12%	9%	5%	3%	3%	-
Difficult to answer/No answer	13%	7%	9%	17%	13%	12%	13%	20%	17%	12%	11%	16%	6%	13%	13%

*Only channels that were named by at least 5% in at least one city displayed

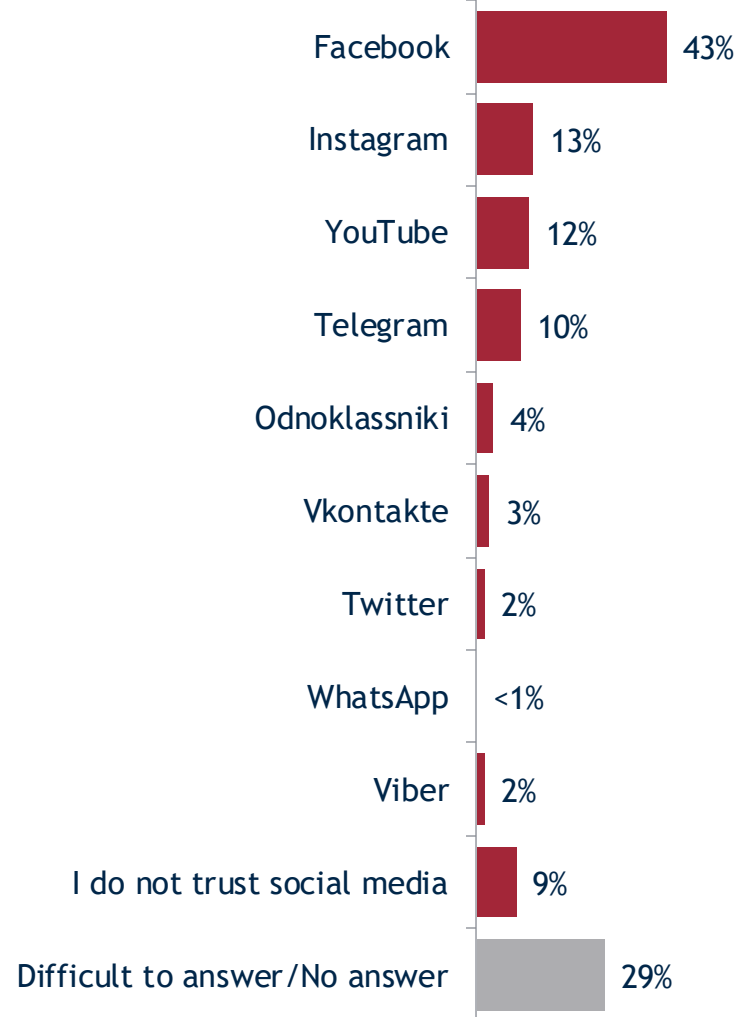
Which specific social media sites do you trust for information on political developments in your city?

Among those who cited social media as a source of political information
Spontaneous response, up to three responses accepted

Donetsk (n=309)



Luhansk (n=292)



Which specific social media sites do you trust for information on political developments in your city?

Among those who cited social media as a source of political information

Spontaneous response, up to three responses accepted

	Kramatorsk	Mariupol	Sievierodonetsk	Sloviansk	Lysychansk	Rubizhne	Druzhkivka	Kostiantynivka	Bakhmut	Pokrovsk	Toretsk	Starobilsk	Stanytsia Luhanska	Popasna	Svatove
n=	52	61	70	81	70	67	67	78	69	72	191	76	59	61	49*
Facebook	57%	53%	55%	54%	43%	44%	44%	38%	42%	52%	52%	47%	71%	72%	47%
Vkontakte	6%	5%	0%	6%	2%	5%	5%	4%	3%	2%	7%	1%	21%	3%	2%
Instagram	15%	11%	9%	16%	11%	15%	17%	14%	13%	15%	13%	7%	15%	16%	23%
YouTube	14%	19%	14%	15%	15%	23%	12%	14%	13%	7%	43%	9%	51%	22%	14%
Twitter	2%	0%	1%	1%	5%	3%	2%	0%	1%	2%	0%	1%	0%	0%	0%
Odnoklassniki	6%	7%	1%	0%	3%	6%	4%	1%	4%	3%	6%	2%	26%	7%	2%
WhatsApp	0%	0%	0%	0%	0%	0%	0%	0%	0%	1%	0%	0%	0%	0%	0%
Telegram	10%	15%	14%	7%	21%	13%	8%	5%	11%	13%	21%	5%	5%	8%	4%
Viber	-	2%	-	1%	1%	-	-	-	-	1%	1%	-	-	-	-
Other	4%	10%	5%	5%	0%	6%	2%	1%	8%	2%	7%	7%	0%	1%	0%
I do not trust social media	9%	9%	15%	9%	12%	8%	14%	17%	4%	12%	6%	11%	-	3%	2%
Difficult to answer/No answer	18%	11%	13%	15%	25%	19%	20%	28%	30%	20%	14%	30%	2%	9%	36%

*Due to the small sample size, results should be interpreted with caution.

		Donetsk oblast	Luhansk oblast
SEX	Male	44%	46%
	Female	56%	54%
AGE	16-29	15%	15%
	30-39	19%	19%
	40-49	16%	16%
	50-59	17%	17%
	60+	33%	33%
SETTLEMENT SIZE	village	13%	31%
	0-50	28%	25%
	50-100	16%	26%
	100-500	43%	17%
EDUCATION	Primary	1%	<1%
	Non-complete secondary	3%	3%
	General secondary	12%	11%
	Vocational secondary	26%	29%
	Non-complete higher	17%	19%
	Higher	42%	37%
IDP STATUS	Yes	9%	8%
	No	88%	90%
	Difficult to answer/No answer	4%	2%

		Donetsk oblast	Luhansk oblast
LANGUAGE	Ukrainian	5%	16%
	Russian	79%	55%
	Ukrainian and Russian	14%	23%
	Other	1%	0%
	Other: Mixed Russian-Ukrainian dialect (syrzhyk)	2%	6%
RELIGION	Orthodox UPC (Kyiv Patriarchate, Local Orthodox Church in Ukraine)	24%	25%
	Orthodox UPC MP (Ukrainian Orthodox Church, Moscow Patriarchate)	24%	22%
	Greek Catholic	0%	0%
	Catholic	1%	0%
	Protestant	1%	1%
	Judaism	0%	0%
	Muslim	0%	1%
	Atheist	12%	12%
	I believe in God, but do not belong to any religion	6%	6%
	Other: Orthodox (without specifying)	16%	18%
	Other: Christianity (without specifying)	11%	10%
	Other	2%	1%
	Difficult to answer/No answer	3%	5%

Demographics

		Donetsk oblast	Luhansk oblast
FINANCIAL SITUATION OF THE FAMILY	We need to save money for food	18%	20%
	We have enough money for food, but we need to save or borrow money for buying clothes and shoes	23%	26%
	We have enough money for food and necessary clothing and shoes, but we need to save or borrow money for other purchases like a good suit, a mobile phone or a vacuum cleaner	24%	24%
	We have enough money for food, clothing, shoes, and other purchases, but we need to save or borrow money for purchasing more expensive things (e.g., appliances)	21%	18%
	We have enough money for food, clothes, shoes and expensive purchases, but we need to save or borrow money for purchases like a car or an apartment	10%	7%
	I can buy anything at any time	1%	2%
	Difficult to answer/No answer	2%	2%

		Kramatorsk	Mariupol	Sievierodonetsk	Sloviansk	Lysychansk	Rubizhne	Druhivka	Kostiantynivka	Bakhmut	Pokrovsk	Toretsk	Starobilsk	Stanytsia Luhanska	Popasna	Svatove
SEX	Male	44%	44%	44%	45%	44%	45%	45%	45%	45%	44%	45%	45%	45%	45%	44%
	Female	56%	56%	56%	55%	56%	55%	55%	55%	55%	56%	55%	55%	55%	55%	56%
AGE	16-29	15%	14%	15%	14%	14%	15%	15%	15%	14%	14%	15%	14%	14%	14%	14%
	30-39	19%	19%	19%	20%	20%	20%	19%	20%	19%	20%	20%	20%	20%	20%	20%
	40-49	16%	16%	17%	17%	16%	17%	17%	16%	17%	16%	17%	16%	17%	17%	17%
	50-59	17%	17%	17%	17%	17%	17%	17%	17%	17%	17%	17%	17%	17%	17%	17%
	60+	33%	33%	33%	33%	32%	32%	32%	32%	32%	32%	32%	32%	32%	33%	32%
EDUCATION	Primary	0%	0%	0%	1%	0%	0%	0%	0%	0%	0%	0%	0%	0%	0%	0%
	Non-complete secondary	1%	0%	0%	1%	1%	1%	0%	1%	2%	1%	2%	3%	3%	3%	1%
	General secondary	5%	9%	5%	8%	10%	10%	7%	9%	8%	18%	10%	10%	11%	9%	6%
	Vocational secondary	20%	23%	25%	18%	30%	24%	35%	28%	23%	28%	40%	28%	33%	42%	40%
	Non-complete higher	16%	19%	15%	22%	21%	22%	18%	27%	18%	19%	26%	11%	27%	21%	25%
	Higher	57%	49%	55%	51%	39%	43%	40%	35%	49%	36%	21%	48%	26%	25%	27%
IDP status	Yes	7%	8%	7%	5%	5%	3%	6%	1%	6%	5%	7%	6%	7%	4%	3%
	No	89%	92%	91%	92%	94%	95%	89%	97%	91%	91%	90%	89%	92%	95%	96%
	Difficult to answer/No answer	4%	0%	1%	2%	1%	2%	5%	2%	3%	4%	3%	5%	1%	1%	0%

		Kramatorsk	Mariupol	Sievierodonetsk	Sloviansk	Lysychansk	Rubizhne	Druzhkivka	Kostiantynivka	Bakhmut	Pokrovsk	Toretsk	Starobilsk	Stanytsia Luhanska	Popasna	Svatove
LANGUAGE	Ukrainian	2%	2%	1%	3%	2%	6%	3%	0%	6%	5%	0%	10%	0%	2%	30%
	Russian	79%	89%	82%	78%	81%	76%	77%	83%	81%	80%	85%	54%	90%	79%	28%
	Ukrainian and Russian	17%	8%	15%	14%	12%	16%	18%	14%	12%	13%	13%	33%	9%	18%	41%
	Other	1%	1%	1%	0%	0%	0%	1%	1%	1%	0%	0%	0%	0%	0%	0%
	Other: Mixed Russian-Ukrainian dialect (syrzhyk)	1%	0%	1%	3%	4%	2%	1%	1%	1%	1%	0%	2%	0%	1%	2%
RELIGION	Orthodox UPC (Kyiv Patriarchate, Local Orthodox Church in Ukraine)	26%	26%	20%	19%	28%	19%	25%	24%	26%	27%	25%	26%	7%	39%	39%
	Orthodox UPC MP (Ukrainian Orthodox Church, Moscow Patriarchate)	25%	25%	24%	30%	23%	24%	21%	32%	26%	21%	28%	22%	24%	36%	42%
	Greek Catholic	0%	0%	0%	0%	0%	1%	0%	0%	1%	1%	0%	0%	0%	0%	0%
	Catholic	1%	0%	1%	0%	0%	0%	0%	0%	0%	0%	0%	0%	0%	0%	0%
	Protestant	1%	1%	0%	4%	1%	0%	2%	1%	2%	1%	3%	1%	0%	0%	0%
	Judaism	0%	0%	0%	0%	0%	1%	0%	0%	0%	0%	0%	0%	0%	0%	0%
	Muslim	0%	0%	2%	0%	0%	0%	1%	0%	0%	0%	1%	0%	0%	0%	0%
	Atheist	15%	15%	14%	13%	10%	18%	12%	5%	12%	9%	8%	10%	14%	5%	3%
	I believe in God, but do not belong to any religion	5%	4%	7%	5%	6%	6%	6%	7%	5%	5%	14%	8%	49%	9%	9%
	Other: Orthodox (without specifying)	17%	15%	19%	14%	16%	20%	14%	18%	15%	20%	10%	9%	2%	6%	3%
	Other: Christianity (without specifying)	7%	6%	10%	7%	9%	8%	7%	8%	10%	9%	5%	8%	0%	1%	2%
	Other	2%	1%	1%	1%	1%	2%	4%	1%	1%	2%	1%	1%	0%	2%	0%
	Difficult to answer/No answer	1%	6%	2%	8%	4%	3%	8%	3%	3%	5%	5%	14%	4%	1%	1%

Demographics

		Kramatorsk	Mariupol	Sievierodonetsk	Sloviansk	Lysychansk	Rubizhne	Druzhkivka	Kostiantynivka	Bakhmut	Pokrovsk	Toretsk	Starobilsk	Stanytsia Luhanska	Popasna	Svatove
FINANCIAL SITUATION OF THE FAMILY	We need to save money for food	19%	20%	18%	21%	19%	18%	16%	23%	16%	14%	13%	18%	24%	21%	17%
	We have enough money for food, but we need to save or borrow money for buying clothes and shoes	23%	20%	24%	24%	26%	28%	30%	28%	28%	23%	30%	20%	23%	31%	21%
	We have enough money for food and necessary clothing and shoes, but we need to save or borrow money for other purchases like a good suit, a mobile phone or a vacuum cleaner	24%	25%	25%	24%	23%	26%	26%	24%	19%	26%	36%	30%	30%	34%	38%
	We have enough money for food, clothing, shoes, and other purchases, but we need to save or borrow money for purchasing more expensive things (e.g., appliances)	17%	17%	18%	15%	22%	15%	15%	12%	18%	20%	16%	18%	18%	8%	17%
	We have enough money for food, clothes, shoes and expensive purchases, but we need to save or borrow money for purchases like a car or an apartment	13%	16%	12%	11%	9%	9%	8%	8%	11%	15%	3%	9%	3%	4%	7%
	I can buy anything at any time	1%	2%	1%	2%	0%	2%	2%	1%	5%	1%	1%	2%	0%	1%	0%
	Difficult to answer/No answer	3%	2%	2%	3%	2%	2%	4%	3%	2%	1%	2%	3%	2%	1%	0%

International Republican Institute
(202) 408-9450 | info@iri.org
www.IRI.org | @IRIGlobal

